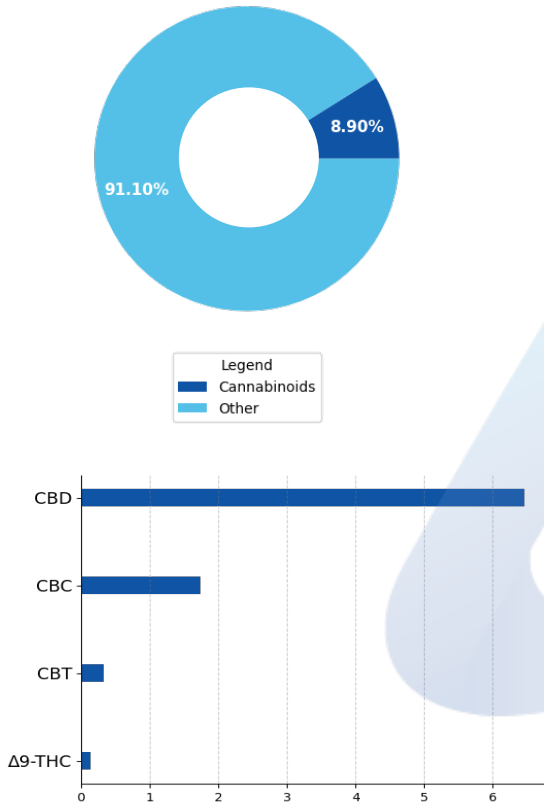


Relief formula CBD:CBC

Batch ID:	22T9101810	Received:	10/19/2022	Analysis:	18 Cannabinoid Potency
Sample Type:	Tincture	Analyzed:	10/26/2022	Method:	2021.18P.01
		Test ID:	5312	Equipment:	UHPLC

CANNABINOID PROFILE
TOTAL CANNABINOID CONTENT


Cannabinoid	LOD (%)	LOQ (%)	Result (%)	Result (mg/g)
Cannabidiol (CBD)	4.29e-05	1.30e-04	6.46 ± 0.17	64.65
Cannabigerol (CBG)	4.11e-05	1.25e-04	0.12 ± 0.0032	1.19
Δ9-Tetrahydrocannabinol (Δ9-THC)	7.72e-05	2.34e-04	0.14 ± 0.0037	1.36
Cannabicitran (CBT)	3.95e-05	1.20e-04	0.32 ± 0.0087	3.24
Cannabichromene (CBC)	6.99e-05	2.12e-04	1.74 ± 0.047	17.35
Cannabinol (CBN)	3.93e-05	1.19e-04	ND	ND
Cannabicyclol (CBL)	4.58e-05	1.39e-04	0.05 ± 0.0013	0.47
Cannabicyclol acid (CBLA)	4.00e-05	1.21e-04	ND	ND
Tetrahydrocannavarin (THCV)	4.04e-05	1.23e-04	ND	ND
Δ8-Tetrahydrocannabinol (Δ8-THC)	4.73e-05	1.43e-04	ND	ND
Cannabinolic (CBNA)	4.70e-05	1.42e-04	ND	ND
Tetrahydrocannavarin Acid (THCVA)	3.66e-05	1.11e-04	ND	ND
Cannabigerolic acid (CBGA)	3.98e-05	1.21e-04	ND	ND
Cannabidiolic acid (CBDA)	4.15e-05	1.26e-04	ND	ND
Cannabidivarin (CBDV)	3.97e-05	1.20e-04	0.08 ± 0.0021	0.78
Tetrahydrocannabinolic Acid (THCA)	3.86e-05	1.17e-04	ND	ND
Cannabichromenic acid (CBCA)	3.99e-05	1.21e-04	ND	ND
Cannabidivarinic Acid (CBDVA)	3.99e-05	1.21e-04	ND	ND
Total Cannabinoid**			8.90	89.04
Total Potential THC*			0.14 ± 0.0037	1.36
Total Potential CBD*			6.46 ± 0.17	64.65
Total Potential CBG*			0.12 ± 0.0032	1.19

* Total Potential THC/CBD/CBG is calculated using the following formulas to consider the loss of a carboxyl group during decarboxylation step.

* Total THC = THC + (THCa *(0.877)) and Total CBD = CBD + (CBDA *(0.877)) and Total CBG = CBG + (CBGa*(0.877))




** Total Cannabinoids result reflects the absolute sum of all cannabinoids detected.

% = % (w/w) = Percent (Weight of Analyte / Weight of Product)

REMARKS

Passed visual inspection for particulates, mold, mildew, and other foreign substances.

FINAL AUTHORIZATION

		
Katie Little, Analytical Scientist 09:52 AM	Logan Cline, Director of Analytical Development 10/26/2022 04:56 PM	John Reser, Quality Analyst 10/26/2022 05:45 PM
ANALYZED BY/DATE	AUTHORIZED BY/DATE	RELEASED BY/DATE

Laboratory results are based on the sample submitted to Minova Laboratories in the condition it was received. Minova Laboratories warrants that all analyses performed are in accordance with ISO/IEC 17025:2017. All data is generated using NIST traceable reference material and all reports are produced with the highest regard for scientific integrity. Reports can only be reproduced with the written consent of Minova Laboratories.

Relief formula CBD:CBC

Batch ID:	22T9101810	Received:	10/19/2022	Analysis:	Residual Solvents
Sample Type:	Tincture	Analyzed:	10/26/2022	Method:	2021.RS.01
		Test ID:	5314	Equipment:	GCMS

RESIDUAL SOLVENTS




SOLVENT	REPORTABLE RANGE	RESULT (ppm)
Acetone	100 - 1000	*ND
Acetonitrile	100 - 1000	*ND
Benzene	0.2 - 4	*ND
Butanes	100 - 1000	*ND
Ethanol	100 - 1000	*ND
Ethyl Acetate	100 - 1000	*ND
Heptane	100 - 1000	*ND
Hexanes	6 - 120	*ND
Isopropyl Alcohol	100 - 1000	*ND
Methanol	100 - 1000	*ND
Pentanes	100 - 1000	*ND
Propane	100 - 1000	*ND
Toluene	18 - 360	*ND
Xylenes	43 - 860	*ND

*ND = Below Reportable Range

REMARKS

Passed visual inspection for particulates, mold, mildew, and other foreign substances.

FINAL AUTHORIZATION

		
Katie Little, Analytical Scientist 03:18 PM	Logan Cline, Director of Analytical Development 10/26/2022 04:56 PM	John Reser, Quality Analyst 10/26/2022 05:45 PM
ANALYZED BY/DATE	AUTHORIZED BY/DATE	RELEASED BY/DATE

Laboratory results are based on the sample submitted to Minova Laboratories in the condition it was received. Minova Laboratories warrants that all analyses performed are in accordance with ISO/IEC 17025:2017. All data is generated using NIST traceable reference material and all reports are produced with the highest regard for scientific integrity. Reports can only be reproduced with the written consent of Minova Laboratories.

Relief formula CBD:CBC

Batch ID:	22T9101810	Received:	10/19/2022	Analysis:	Quantitative Microbial Panel - CO Compliance
Sample Type:	Tincture	Analyzed:	10/27/2022	Method:	2022.QMP.01
		Test ID:	5313	Equipment:	qPCR + Culture Plating

QUANTITATIVE MICROBIAL PANEL - CO COMPLIANCE

CONTAMINANT	METHOD	LOD	QUANTITATIVE RANGE	RESULT
Total Yeast and Mold	Culture Plating	1.0E+02	1.0E+03-1.0E+05	ND
Total Aerobic Plate Count	Culture Plating	1.0E+03	1.0E+04-1.0E+06	ND
Total Coliforms	Culture Plating	1.0E+02	1.0E+02-1.0E+04	ND
Salmonella	qPCR	1.0E+00	Not Applicable	Absent
E.coli (STEC)	qPCR	1.0E+00	Not Applicable	Absent

***This method is not covered under the current A2LA and CDPHE scope and is pending accreditation.*

All numerical values indicated above are reported in CFU/g.

Limit of Detection (LOD) is the lowest detectable limit of qPCR.

Quantitative Range is the LLOQ and ULOQ from plating, where quantitative results are derived.

Any value above the ULOQ will be reported as too numerous to count (TNTC). Any value below the LLOQ will be reported as below LOQ.

Values are expressed in scientific notation.

Example: 1.0E+03 = 1,000 CFU

REMARKS
FINAL AUTHORIZATION


 Alex Bujanow, Microbiologist
 10/27/2022 02:50 PM

ANALYZED BY/DATE



 Logan Cline, Director of Analytical Development
 10/27/2022 02:53 PM

AUTHORIZED BY/DATE



 John Reser, Quality Analyst
 10/27/2022 03:46 PM

RELEASED BY/DATE

Laboratory results are based on the sample submitted to Minova Laboratories in the condition it was received. Minova Laboratories warrants that all analyses performed are in accordance with ISO/IEC 17025:2017. All data is generated using NIST traceable reference material and all reports are produced with the highest regard for scientific integrity. Reports can only be reproduced with the written consent of Minova Laboratories.

	Finished Product Specification Sheet		
	1399 Horizon Ave., Lafayette, CO 80026	Author: Haley Jones	Effective Date: 11/4/22
		Approved By:	Version #: 1.2

PRODUCT DESCRIPTION

	Product Relief Formula Full Spectrum Tincture Botanical name Cannabis sativa L. Plant Part Flower Country of Origin USA Extraction Process CO2 Extraction, Winterization
---	---

INGREDIENT STATEMENT

Organic Fractionated Coconut Oil and CO2 Extracted Full Spectrum Hemp Oil.

Organoleptic Description

Appearance	Light to dark amber oil liquid
Aroma	Typical
Taste	Characteristic

Shelf Life


Shelf life in original glass bottle for up to 2 years.

PACKAGE CONTENTS (Weights, Dimensions, and Contents)	DIRECTIONS FOR USE
30ml - Gross weight 2.6oz (74g), net weight 1oz All packaged in opaque white glass dropper bottles, Secondary packaging in cardboard boxes. Larger quantities by arrangement.	Take 1ml, up to two times daily. Individual results may vary.

CAUTION STATEMENT

This product has not been evaluated by the Food and Drug administration and is not intended to diagnose, treat, cure, or prevent any disease.
 Before use, consult with your physician if you are nursing or pregnant, have any known allergies or medical conditions, or are taking any medication.

WARNING STATEMENT	SUGGESTED STORAGE
Keep out of reach of Children. Contains Coconut Oil.	Store at ambient conditions in airtight container. Cool dry place away from direct sunlight.

Finished Product Specification Sheet			
 EXTRACT LABS	1399 Horizon Ave., Lafayette, CO 80026	Author: Haley Jones	Effective Date: 11/4/22
		Approved By:	Version #: 1.2

PHYSICAL/ CHEMICAL SPECS
Cannabidiol Content (CBD) > 1800mg Cannabichromene Content (CBC) > 600mg Tetrahydrocannabinol Content (THC) <0.3%

MICROBIOLOGICAL SPECS
Salmonella: Absent

CERTIFICATIONS
<p>Kosher Certification Certified Kosher by the Orthodox Union, UKD-ID : OUV3-FPGFJR5.</p> <p>GMP Certification The extract used in this product was produced in a cGMP Compliant Facility, audited through Eurofins, Certificate #00008170.</p> <p>Vegan Action Certification This product is certified Vegan by the Vegan Awareness Foundation, Certificate #85594160.</p>