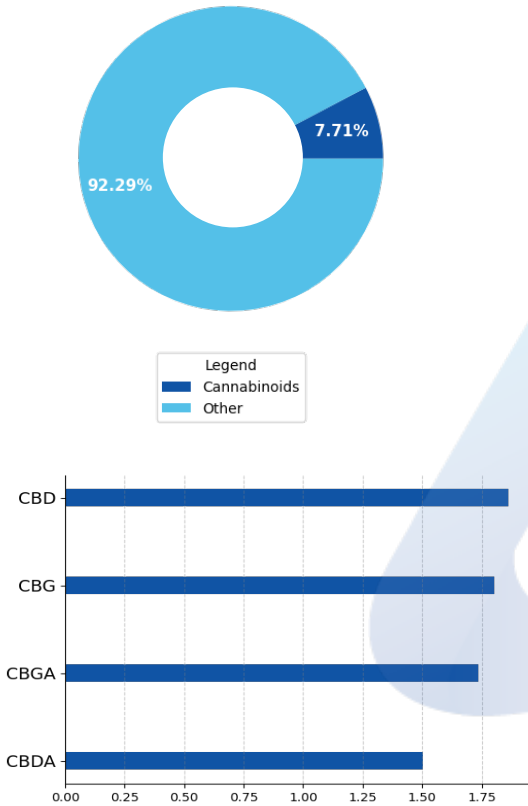


**Immune Support Tincture**

<b>Batch ID:</b>	22T7771909	<b>Received:</b>	09/20/2022	<b>Analysis:</b>	18 Cannabinoid Potency
<b>Sample Type:</b>	Tincture	<b>Analyzed:</b>	09/27/2022	<b>Method:</b>	2021.18P.01
		<b>Test ID:</b>	5040	<b>Equipment:</b>	UHPLC

**CANNABINOID PROFILE**
**TOTAL CANNABINOID CONTENT**


Cannabinoid	LOD (%)	LOQ (%)	Result (%)	Result (mg/g)
Cannabidiol (CBD)	4.29e-05	1.30e-04	1.86 ± 0.050	18.64
Cannabigerol (CBG)	4.11e-05	1.25e-04	1.80 ± 0.049	18.04
Δ9-Tetrahydrocannabinol (Δ9-THC)	7.72e-05	2.34e-04	0.13 ± 0.0036	1.32
Cannabicitran (CBT)	3.95e-05	1.20e-04	0.13 ± 0.0034	1.27
Cannabichromene (CBC)	6.99e-05	2.12e-04	0.31 ± 0.0083	3.09
Cannabinol (CBN)	3.93e-05	1.19e-04	ND	ND
Cannabicyclol (CBL)	4.58e-05	1.39e-04	ND	ND
Cannabicyclol acid (CBLA)	4.00e-05	1.21e-04	ND	ND
Tetrahydrocannavarin (THCV)	4.04e-05	1.23e-04	0.05 ± 0.0013	0.48
Δ8-Tetrahydrocannabinol (Δ8-THC)	4.73e-05	1.43e-04	ND	ND
Cannabinolic (CBNA)	4.70e-05	1.42e-04	ND	ND
Tetrahydrocannavarin Acid (THCVA)	3.66e-05	1.11e-04	ND	ND
Cannabigerolic acid (CBGA)	3.98e-05	1.21e-04	1.74 ± 0.047	17.36
Cannabidiolic acid (CBDA)	4.15e-05	1.26e-04	1.50 ± 0.041	15.05
Cannabidivarin (CBDV)	3.97e-05	1.20e-04	0.02 ± 0.00049	0.18
Tetrahydrocannabinolic Acid (THCA)	3.86e-05	1.17e-04	0.02 ± 0.00054	0.20
Cannabichromenic acid (CBCA)	3.99e-05	1.21e-04	0.15 ± 0.0040	1.47
Cannabidivarinic Acid (CBDVA)	3.99e-05	1.21e-04	ND	ND
<b>Total Cannabinoid**</b>			<b>7.71</b>	<b>77.09</b>
<b>Total Potential THC*</b>			<b>0.15 ± 0.0040</b>	<b>1.50</b>
<b>Total Potential CBD*</b>			<b>3.18 ± 0.086</b>	<b>31.83</b>
<b>Total Potential CBG*</b>			<b>3.33 ± 0.090</b>	<b>33.26</b>

\* Total Potential THC/CBD/CBG is calculated using the following formulas to consider the loss of a carboxyl group during decarboxylation step.

\* Total THC = THC + (THCa \*(0.877)) and Total CBD = CBD + (CBDA \*(0.877)) and Total CBG = CBG + (CBGa\*(0.877))




\*\* Total Cannabinoids result reflects the absolute sum of all cannabinoids detected.

% = % (w/w) = Percent (Weight of Analyte / Weight of Product)

**REMARKS**

Passed visual inspection for particulates, mold, mildew, and other foreign substances.

**FINAL AUTHORIZATION**

		
Katie Little, Analytical Scientist 03:57 PM	Logan Cline, Director of Analytical Development 09/27/2022 04:05 PM	John Reser, Quality Analyst 09/27/2022 04:08 PM
<b>ANALYZED BY/DATE</b>	<b>AUTHORIZED BY/DATE</b>	<b>RELEASED BY/DATE</b>

Laboratory results are based on the sample submitted to Minova Laboratories in the condition it was received. Minova Laboratories warrants that all analyses performed are in accordance with ISO/IEC 17025:2017. All data is generated using NIST traceable reference material and all reports are produced with the highest regard for scientific integrity. Reports can only be reproduced with the written consent of Minova Laboratories.

**Immune Support Tincture**

<b>Batch ID:</b>	22T7771909	<b>Received:</b>	09/20/2022	<b>Analysis:</b>	Residual Solvents
<b>Sample Type:</b>	Tincture	<b>Analyzed:</b>	09/27/2022	<b>Method:</b>	2021.RS.01
		<b>Test ID:</b>	5041	<b>Equipment:</b>	GCMS

**RESIDUAL SOLVENTS**




SOLVENT	REPORTABLE RANGE	RESULT (ppm)
Acetone	100 - 1000	*ND
Acetonitrile	100 - 1000	*ND
Benzene	0.2 - 4	*ND
Butanes	100 - 1000	*ND
Ethanol	100 - 1000	*ND
Ethyl Acetate	100 - 1000	*ND
Heptane	100 - 1000	*ND
Hexanes	6 - 120	*ND
Isopropyl Alcohol	100 - 1000	*ND
Methanol	100 - 1000	*ND
Pentanes	100 - 1000	*ND
Propane	100 - 1000	*ND
Toluene	18 - 360	*ND
Xylenes	43 - 860	*ND

\*ND = Below Reportable Range

**REMARKS**

Passed visual inspection for particulates, mold, mildew, and other foreign substances.

**FINAL AUTHORIZATION**

		
Katie Little, Analytical Scientist 09:37 AM	Logan Cline, Director of Analytical Development 09/27/2022 03:24 PM	John Reser, Quality Analyst 09/27/2022 03:32 PM
<b>ANALYZED BY/DATE</b>	<b>AUTHORIZED BY/DATE</b>	<b>RELEASED BY/DATE</b>

Laboratory results are based on the sample submitted to Minova Laboratories in the condition it was received. Minova Laboratories warrants that all analyses performed are in accordance with ISO/IEC 17025:2017. All data is generated using NIST traceable reference material and all reports are produced with the highest regard for scientific integrity. Reports can only be reproduced with the written consent of Minova Laboratories.

**Immune Support Tincture**

<b>Batch ID:</b>	22T7771909	<b>Received:</b>	09/20/2022	<b>Analysis:</b>	Quantitative Microbial Panel - CO Compliance
<b>Sample Type:</b>	Tincture	<b>Analyzed:</b>	09/28/2022	<b>Method:</b>	2022.QMP.01
		<b>Test ID:</b>	5042	<b>Equipment:</b>	qPCR + Culture Plating

**QUANTITATIVE MICROBIAL PANEL - CO COMPLIANCE**

CONTAMINANT	METHOD	LOD	QUANTITATIVE RANGE	RESULT
Total Yeast and Mold	Culture Plating	1.0E+02	1.0E+03-1.0E+05	ND
Total Aerobic Plate Count	Culture Plating	1.0E+03	1.0E+04-1.0E+06	ND
Total Coliforms	Culture Plating	1.0E+02	1.0E+02-1.0E+04	ND
Salmonella	qPCR	1.0E+00	Not Applicable	Absent
E.coli (STEC)	qPCR	1.0E+00	Not Applicable	Absent

*\*\*This method is not covered under the current A2LA and CDPHE scope and is pending accreditation.*

*All numerical values indicated above are reported in CFU/g.*

*Limit of Detection (LOD) is the lowest detectable limit of qPCR.*

*Quantitative Range is the LLOQ and ULOQ from plating, where quantitative results are derived.*

*Any value above the ULOQ will be reported as too numerous to count (TNTC). Any value below the LLOQ will be reported as below LOQ.*

*Values are expressed in scientific notation.*

*Example: 1.0E+03 = 1,000 CFU*

**REMARKS****FINAL AUTHORIZATION**Alex Bujanow, Microbiologist  
09/28/2022 02:34 PM**ANALYZED BY/DATE**Logan Cline, Director of Analytical Development  
09/28/2022 03:17 PM**AUTHORIZED BY/DATE**John Reser, Quality Analyst  
09/28/2022 03:22 PM**RELEASED BY/DATE**

*Laboratory results are based on the sample submitted to Minova Laboratories in the condition it was received. Minova Laboratories warrants that all analyses performed are in accordance with ISO/IEC 17025:2017. All data is generated using NIST traceable reference material and all reports are produced with the highest regard for scientific integrity. Reports can only be reproduced with the written consent of Minova Laboratories.*



## Product Specification

### Immune Support Tincture

#### Product Information

Product	Immune Support Tincture
Botanical name	<i>Cannabis sativa</i> L.
Plant Part	Flower
Country of Origin	USA
Extraction Process	CO2 Extraction, Winterization
Ingredient Statement	Organic Fractionated Coconut Oil, CO2-Extracted Full Spectrum Hemp Oil

#### Organoleptic Description

Appearance	Light to dark amber oil liquid
Aroma	Typical
Taste	Characteristic

#### Physical Characteristics

Cannabidiol Content (CBD):	>500mg
Cannabigerol (CBG):	>500mg
Cannabidiolic Acid (CBDA):	>500mg
Cannabigerolic Acid (CBGA):	>500mg
Tetrahydrocannabinol Content (THC):	<0.3%

#### Shelf Life

Shelf life in original glass bottle for up to 2 years.

#### Contamination

Salmonella:	Absent
-------------	--------

#### Packaging

30ml - Gross weight 2.6oz (74g), net weight 1oz  
All packaged in opaque white glass dropper bottles, Secondary packaging in cardboard boxes.  
Larger quantities by arrangement

#### Recommended Storage Conditions

Store at ambient conditions in airtight container.

#### Kosher Certification

Immune Support Tincture is certified Kosher by the Orthodox Union, UKD-ID: OUV3-BGGONUC.

#### Vegan Action Certification

Immune Support Tincture is certified Vegan Action by the Vegan Awareness Foundation, Certificate #85594160.

I declare that the information given is believed to be correct as of date specified below.

Name: Haley Jones

Title: Quality Manager

Date: March 8, 2022

Version: 1.1

Version Date: 8/8/2022