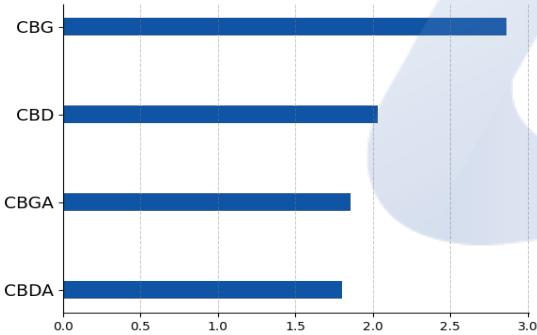
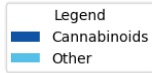
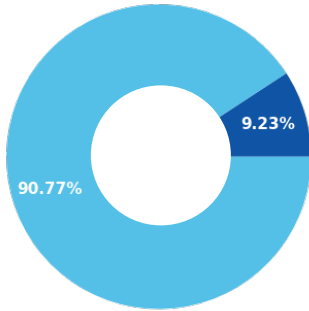


Immune Support Hemp Tincture

Batch ID:	22T7770402	Received:	02/04/2022	Analysis:	18 Cannabinoid Potency
Sample Type:	Tincture	Analyzed:	02/04/2022	Method:	2021.18P.01
		Test ID:	2661	Equipment:	UHPLC

CANNABINOID PROFILE
TOTAL CANNABINOID CONTENT


Cannabinoid	LOD (%)	LOQ (%)	Result (%)	Result (mg/g)
Cannabidiol (CBD)	4.29e-05	1.30e-04	2.03 ± 0.055	20.29
Cannabigerol (CBG)	4.11e-05	1.25e-04	2.86 ± 0.077	28.64
Δ9-Tetrahydrocannabinol (Δ9-THC)	7.72e-05	2.34e-04	0.13 ± 0.0034	1.26
Cannabicitran (CBT)	3.95e-05	1.20e-04	ND	ND
Cannabichromene (CBC)	6.99e-05	2.12e-04	0.39 ± 0.011	3.94
Cannabinol (CBN)	3.93e-05	1.19e-04	ND	ND
Cannabicyclol (CBL)	4.58e-05	1.39e-04	ND	ND
Cannabicyclolol acid (CBLA)	4.00e-05	1.21e-04	ND	ND
Tetrahydrocannavarin (THCV)	4.04e-05	1.23e-04	ND	ND
Δ8-Tetrahydrocannabinol (Δ8-THC)	4.73e-05	1.43e-04	ND	ND
Cannabinolic (CBNA)	4.70e-05	1.42e-04	ND	ND
Tetrahydrocannavarin Acid (THCVA)	3.66e-05	1.11e-04	ND	ND
Cannabigerolic acid (CBGA)	3.98e-05	1.21e-04	1.85 ± 0.050	18.54
Cannabidiolic acid (CBDA)	4.15e-05	1.26e-04	1.80 ± 0.049	18.02
Cannabidivarin (CBDV)	3.97e-05	1.20e-04	ND	ND
Tetrahydrocannabinolic Acid (THCA)	3.86e-05	1.17e-04	ND	ND
Cannabichromenic acid (CBCA)	3.99e-05	1.21e-04	0.16 ± 0.0044	1.61
Cannabidivarinic Acid (CBDVA)	3.99e-05	1.21e-04	ND	ND
Total Cannabinoid**			9.23	92.31
Total Potential THC*			0.13 ± 0.0034	1.26
Total Potential CBD*			3.61 ± 0.097	36.09
Total Potential CBG*			4.49 ± 0.12	44.91

* Total Potential THC/CBD/CBG is calculated using the following formulas to consider the loss of a carboxyl group during decarboxylation step.

* Total THC = THC + (THCa *(0.877)) and Total CBD = CBD + (CBDA *(0.877)) and Total CBG = CBG + (CBGa*(0.877))

** Total Cannabinoids result reflects the absolute sum of all cannabinoids detected.

% = % (w/w) = Percent (Weight of Analyte / Weight of Product)

REMARKS

Passed visual inspection for particulates, mold, mildew, and other foreign substances.

FINAL AUTHORIZATION


Brian McCoy, Analytical Chemist
02/04/2022 02:12 PM

ANALYZED BY/DATE



Logan Cline, Director of Analytical Development
02/04/2022 02:19 PM

AUTHORIZED BY/DATE



John Reser, Quality Analyst
02/04/2022 02:23 PM

RELEASED BY/DATE

Laboratory results are based on the sample submitted to Minova Laboratories in the condition it was received. Minova Laboratories warrants that all analyses performed are in accordance with ISO/IEC 17025:2017. All data is generated using NIST traceable reference material and all reports are produced with the highest regard for scientific integrity. Reports can only be reproduced with the written consent of Minova Laboratories.

Immune Support Hemp Tincture

Batch ID:	22T7770402	Received:	02/04/2022	Analysis:	Residual Solvents
Sample Type:	Tincture	Analyzed:	02/07/2022	Method:	2021.RS.01
		Test ID:	2662	Equipment:	GCMS

RESIDUAL SOLVENTS

SOLVENT	REPORTABLE RANGE	RESULT (ppm)
Acetone	100 - 1000	*ND
Acetonitrile	100 - 1000	*ND
Benzene	0.2 - 4	*ND
Butanes	100 - 1000	*ND
Ethanol	100 - 1000	*ND
Ethyl Acetate	100 - 1000	*ND
Heptane	100 - 1000	*ND
Hexanes	6 - 120	*ND
Isopropyl Alcohol	100 - 1000	*ND
Methanol	100 - 1000	*ND
Pentanes	100 - 1000	*ND
Propane	100 - 1000	*ND
Toluene	18 - 360	*ND
Xylenes	43 - 860	*ND

*ND = Below Reportable Range

REMARKS

Passed visual inspection for particulates, mold, mildew, and other foreign substances.

FINAL AUTHORIZATION


 Brian McCoy, Analytical Chemist
 02/07/2022 02:32 PM

ANALYZED BY/DATE


 Logan Cline, Director of Analytical Development
 02/07/2022 03:03 PM

AUTHORIZED BY/DATE


 John Reser, Quality Analyst
 02/07/2022 03:36 PM

RELEASED BY/DATE

Laboratory results are based on the sample submitted to Minova Laboratories in the condition it was received. Minova Laboratories warrants that all analyses performed are in accordance with ISO/IEC 17025:2017. All data is generated using NIST traceable reference material and all reports are produced with the highest regard for scientific integrity. Reports can only be reproduced with the written consent of Minova Laboratories.

Immune Support Hemp Tincture

Batch ID:	22T7770402	Test ID:	T000191400
Matrix:	Finished Product	Received:	02/04/2022 @ 04:58 PM
Test:	Microbial Contaminants	Started:	2/7/2022
Methods:	TM25 (PCR) TM24, TM26, TM27 (Culture Plating)	Reported:	2/10/2022

MICROBIAL CONTAMINANTS

Contaminant	Method	LOD	Quantitation Range	Result
Total Yeast and Mold*	TM-24 Culture Plating	10 ¹ CFU/g	1.0x10 ² - 1.5x10 ⁴ CFU/g	None Detected
Total Aerobic Bacteria*	TM-26 Culture Plating	10 ² CFU/g	1.0x10 ³ - 1.5x10 ⁵ CFU/g	None Detected
Total Coliforms*	TM-27 Culture Plating	10 ¹ CFU/g	1.0x10 ² - 1.5x10 ⁴ CFU/g	None Detected
STEC	TM-25 PCR	10 ⁰ CFU/g	N/A	Absent
Salmonella	TM-25 PCR	10 ⁰ CFU/g	N/A	Absent

* Values recorded in scientific notation, a common microbial practice of expressing numbers that are too large to be conveniently written in decimal form.

Examples: 10² = 100 CFU
10³ = 1,000 CFU
10⁴ = 10,000 CFU
10⁵ = 100,000 CFU


NOTES:

Free from visual mold, mildew, and foreign matter


DEFINITIONS:

CFU/g = Colony Forming Units per gram | LOD = Limit of Detection | STEC = Shiga toxin-producing E. coli
LLOQ = Lower Limit of Quantitation | ULOQ = Upper Limit of Quantitation

FINAL APPROVAL


Eden Thompson-Wright
2/10/2022
12:47:00 PM

PREPARED BY / DATE


Brianne Maillot
2/10/2022
1:05:00 PM

APPROVED BY / DATE

Testing results are based solely upon the sample submitted to Botanacor Laboratories, LLC, in the condition it was received. Botanacor Laboratories, LLC warrants that all analytical work is conducted professionally in accordance with all applicable standard laboratory practices using validated methods. Data was generated using an unbroken chain of comparison to NIST traceable Reference Standards and Certified Reference Materials. This report may not be reproduced, except in full, without the written approval of Botanacor Laboratories, LLC. ISO/IEC 17025:2005 Accredited A2LA Certificate Number 4329.03. Testing associated with this certificate of analysis performed by an external ISO17025 accredited provider.



Certificate #4329.03

Product Specification

Immune Support CBGa CBDa Tincture

Product Information

Product	Immune Support CBGa CBDa Tincture
Botanical name	<i>Cannabis sativa</i> L.
Plant Part	Flower
Country of Origin	USA
Extraction Process	CO2 Extraction, Winterization
Ingredient Statement	Organic Fractionated Coconut Oil, CO2-Extracted Full Spectrum Hemp Oil

Organoleptic Description

Appearance	Light to medium amber oil liquid
Aroma	Typical
Taste	Characteristic

Physical Characteristics

Cannabidiol Content (CBD):	>500mg
Cannabigerol (CBG):	>500mg
Cannabidiolic Acid (CBDa):	>500mg
Cannabigerolic Acid (CBGa):	>500mg
Tetrahydrocannabinol Content (THC):	<0.3%

Shelf Life

Shelf life in original glass bottle for up to 2 years.

Packaging

30ml in clear glass dropper bottles
Secondary packaging in cardboard boxes.
Larger quantities by arrangement

Recommended Storage Conditions

Store at ambient conditions in airtight container, out of direct sunlight

GMP Certification

This product was produced in a cGMP Compliant Facility, audited through Eurofins, Certificate #4949.

I declare that the information given is believed to be correct as of date specified below.

Name: Nick Peters

Title: Quality Manager

Date: January 13, 2022