

Prepared for:

EXTRACT LABS

1399 Horizon Ave

Lafayette, CO USA 80026

Lotion-2000mg CBD/6oz

Batch ID or Lot Number: 25B3000210	Test, Test ID and Methods: Various	Matrix: Concentrate	Page 1 of 4
Reported: 16Oct2025	Started: 15Oct2025	Received: 15Oct2025	

Cannabinoids


Test ID: T000313776

Methods: TM14 (HPLC-DAD): Potency - Broad


Spectrum Analysis, 0.01% THC

	LOD (%)	LOQ (%)	Result (%)	Result (mg/g)	Notes
Cannabichromene (CBC)	0.005	0.022	ND	ND	
Cannabichromenic Acid (CBCA)	0.005	0.020	ND	ND	
Cannabidiol (CBD)	0.016	0.085	1.238	12.38	
Cannabidiolic Acid (CBDA)	0.016	0.087	ND	ND	
Cannabidivarin (CBDV)	0.004	0.020	ND	ND	
Cannabidivarinic Acid (CBDVA)	0.007	0.036	ND	ND	
Cannabigerol (CBG)	0.003	0.013	ND	ND	
Cannabigerolic Acid (CBGA)	0.013	0.052	ND	ND	
Cannabinol (CBN)	0.004	0.016	ND	ND	
Cannabinolic Acid (CBNA)	0.009	0.036	ND	ND	
Delta 8-Tetrahydrocannabinol (Delta 8-THC)	0.015	0.062	ND	ND	
Delta 9-Tetrahydrocannabinol (Delta 9-THC)	0.002	0.009	0.074	0.74	
Delta 9-Tetrahydrocannabinolic Acid (THCA-A)	0.002	0.008	ND	ND	
Tetrahydrocannabivarin (THCV)	0.003	0.011	ND	ND	
Tetrahydrocannabivarinic Acid (THCVA)	0.011	0.044	ND	ND	
Total Cannabinoids			1.312	13.12	
Total Potential THC			0.074	0.74	
Total Potential CBD			1.238	12.38	

Final Approval

 Judith Marquez
16Oct2025
01:12:00 PM MDT

PREPARED BY / DATE

 Sam Smith
16Oct2025
01:14:00 PM MDT

APPROVED BY / DATE

Prepared for:

EXTRACT LABS

1399 Horizon Ave
Lafayette, CO USA 80026

Lotion-2000mg CBD/6oz

Batch ID or Lot Number: 25B3000210	Test, Test ID and Methods: Various	Matrix: Concentrate	Page 2 of 4
Reported: 16Oct2025	Started: 15Oct2025	Received: 15Oct2025	

Microbial Contaminants - Colorado Compliance

Test ID: T000313778

Methods: TM25 (qPCR) TM24, TM26,
TM27 (Culture Plating): Microbial
(Colorado Panel)


	Method	LOD	Quantitation Range	Result	Notes
STEC	TM25: PCR	10 ⁰ CFU/25g	NA	Absent	Free from visual mold, mildew, and foreign matter
<i>Salmonella</i>	TM25: PCR	10 ⁰ CFU/25g	NA	Absent	
Total Yeast and Mold*	TM24: Culture Plating	10 ¹ CFU/g	1.0x10 ² - 1.5x10 ⁴	None Detected	
Total Aerobic Count*	TM26: Culture Plating	10 ² CFU/g	1.0x10 ³ - 1.5x10 ⁵	None Detected	
Total Coliforms*	TM27: Culture Plating	10 ¹ CFU/g	1.0x10 ² - 1.5x10 ⁴	None Detected	

Final Approval



Brett Hudson
19Oct2025
12:26:00 PM MDT

PREPARED BY / DATE



Aimee Lowe
20Oct2025
11:31:00 AM MDT

APPROVED BY / DATE

Prepared for:
EXTRACT LABS

1399 Horizon Ave
Lafayette, CO USA 80026

Lotion-2000mg CBD/6oz

Batch ID or Lot Number: 25B3000210	Test, Test ID and Methods: Various	Matrix: Concentrate	Page 3 of 4
Reported: 16Oct2025	Started: 15Oct2025	Received: 15Oct2025	

Pesticides


Test ID: T000313777


Methods: TM17

(LC-QQ LC MS/MS)	Dynamic Range (ppb)	Result (ppb)
Abamectin	329 - 2575	ND
Acephate	48 - 2770	ND
Acetamiprid	44 - 2731	ND
Azoxystrobin	42 - 2788	ND
Bifenazate	42 - 2768	ND
Boscalid	59 - 2674	ND
Carbaryl	41 - 2731	ND
Carbofuran	43 - 2736	ND
Chlorantraniliprole	51 - 2688	ND
Chlorpyrifos	47 - 2693	ND
Clofentezine	294 - 2736	ND
Diazinon	286 - 2760	ND
Dichlorvos	271 - 2774	ND
Dimethoate	44 - 2739	ND
E-Fenpyroximate	276 - 2781	ND
Etofenprox	46 - 2759	ND
Etoxazole	287 - 2760	ND
Fenoxycarb	45 - 2778	ND
Fipronil	37 - 2690	ND
Flonicamid	44 - 2795	ND
Fludioxonil	305 - 2724	ND
Hexythiazox	35 - 2801	ND
Imazalil	276 - 2792	ND
Imidacloprid	46 - 2792	ND
Kresoxim-methyl	39 - 2786	ND

	Dynamic Range (ppb)	Result (ppb)
Malathion	282 - 2795	ND
Metalaxyl	43 - 2771	ND
Methiocarb	44 - 2676	ND
Methomyl	43 - 2749	ND
MGK 264 1	191 - 1658	ND
MGK 264 2	120 - 1070	ND
Myclobutanil	44 - 2636	ND
Naled	51 - 2730	ND
Oxamyl	42 - 2751	ND
Paclobutrazol	48 - 2694	ND
Permethrin	353 - 2711	ND
Phosmet	46 - 2782	ND
Prophos	283 - 2674	ND
Propoxur	43 - 2730	ND
Pyridaben	292 - 2761	ND
Spinosad A	32 - 2004	ND
Spinosad D	71 - 726	ND
Spiromesifen	267 - 2771	ND
Spirotetramat	281 - 2809	ND
Spiroxamine 1	21 - 1193	ND
Spiroxamine 2	26 - 1461	ND
Tebuconazole	298 - 2732	ND
Thiacloprid	46 - 2744	ND
Thiamethoxam	41 - 2760	ND
Trifloxystrobin	47 - 2714	ND

Final Approval


Judith Marquez
21Oct2025
02:33:00 PM MDT
PREPARED BY / DATE


Sam Smith
21Oct2025
02:36:00 PM MDT
APPROVED BY / DATE

Prepared for:
EXTRACT LABS

1399 Horizon Ave
Lafayette, CO USA 80026

Lotion-2000mg CBD/6oz

Batch ID or Lot Number: 25B3000210	Test, Test ID and Methods: Various	Matrix: Concentrate	Page 4 of 4
Reported: 16Oct2025	Started: 15Oct2025	Received: 15Oct2025	

Mycotoxins - Colorado Compliance


Test ID: T000313779


Methods: TM18 (UHPLC-QQQ

LCMS/MS): Mycotoxins

	Dynamic Range (ppb)	Result (ppb)	Notes
Ochratoxin A	2.96 - 134.64	ND	N/A
Aflatoxin B1	0.94 - 32.47	ND	
Aflatoxin B2	0.94 - 32.38	ND	
Aflatoxin G1	1.07 - 32.53	ND	
Aflatoxin G2	1.23 - 31.72	ND	
Total Aflatoxins (B1, B2, G1, and G2)		ND	

Final Approval


Judith Marquez
24Oct2025
02:28:00 PM MDT
PREPARED BY / DATE


Sam Smith
24Oct2025
02:32:00 PM MDT
APPROVED BY / DATE



<https://results.botanacor.com/api/v1/coas/uuid/dfdfc431-4673-4f2b-9b76-68db3d32a186>

Definitions

LOD = Limit of Detection, ULOQ = Upper Limit of Quantitation, LLOQ = Lower Limit of Quantitation, PPB = Parts per Billion, % = % (w/w) = Percent (weight of analyte / weight of product). ND = None Detected (defined by dynamic range of the method). Total Potential Delta 9-THC or CBD is calculated to take into account the loss of a carboxyl group during decarboxylation step, using the following formulas: Total Potential Delta 9-THC = Delta 9-THC + (Delta 9-THCa * (0.877)) and Total CBD = CBD + (CBDa * (0.877)). Fail equates to a concentration level of Delta 9-THC, on a dry weight basis, higher than 0.3 percent + or - the measurement uncertainty. Total Potential THC is calculated using the following formulas to take into account the loss of a carboxyl group during decarboxylation step. Total THC = THC + (THCa * (0.877)). ALOQ = Above Limit Of Quantitation (defined by dynamic range of the method), CFU/g = Colony Forming Units per Gram. Values recorded in scientific notation, a common microbial practice of expressing numbers that are too large to be conveniently written in decimal form. Examples: 10² = 100 CFU, 10³ = 1,000 CFU, 10⁴ = 10,000 CFU, 10⁵ = 100,000 CFU.

Testing results are based solely upon the sample submitted to SC Laboratories, Inc., in the condition it was received. SC Laboratories, Inc., warrants that all analytical work is conducted professionally in accordance with all applicable standard laboratory practices using validated methods. Data was generated using an unbroken chain of comparison to NIST traceable Reference Standards and Certified Reference Materials. This report may not be reproduced, except in full, without the written approval of SC Laboratories, Inc. ISO/IEC 17025:2017 A2LA Cert #: 4329.02 Chemical; 4329.03 Biological. Some tests listed on this COA may not be within our scope of A2LA accreditation. Please visit [A2LA](#) for more details.



Cert #4329.02
dfdfc43146734f2b9b7668db3d32a186.1