

Prepared for:
EXTRACT LABS

1399 Horizon Ave
Lafayette, CO USA 80026

Gummies-Organic 50mg CBD/gummy-Strawberry-FS


Batch ID or Lot Number: 25E1050901	Test, Test ID and Methods: Various	Matrix: Finished Product	Page 1 of 5
Reported: 16Jan2025	Started: 15Jan2025	Received: 14Jan2025	

Residual Solvents - Colorado Compliance


Test ID: T000296921
Methods: TM04 (GC-MS): Residual

Solvents	Dynamic Range (ppm)	Result (ppm)	Notes
Propane	60 - 1209	ND	
Butanes (Isobutane, n-Butane)	122 - 2441	ND	
Methanol	54 - 1081	ND	
Pentane	66 - 1311	ND	
Ethanol	82 - 1643	204	
Acetone	80 - 1598	ND	
Isopropyl Alcohol	94 - 1884	ND	
Hexane	5 - 97	ND	
Ethyl Acetate	87 - 1735	ND	
Benzene	0.2 - 3.5	ND	
Heptanes	78 - 1552	ND	
Toluene	17 - 339	ND	
Xylenes (m,p,o-Xylenes)	132 - 2636	ND	

Final Approval


Sam Smith
16Jan2025
08:49:00 AM MST

PREPARED BY / DATE


Karen Winternheimer
16Jan2025
08:50:00 AM MST

APPROVED BY / DATE

Prepared for:
EXTRACT LABS

1399 Horizon Ave
Lafayette, CO USA 80026

Gummies-Organic 50mg CBD/gummy-Strawberry-FS


Batch ID or Lot Number: 25E1050901	Test, Test ID and Methods: Various	Matrix: Finished Product	Page 2 of 5
Reported: 16Jan2025	Started: 15Jan2025	Received: 14Jan2025	


Mycotoxins - Colorado Compliance

Test ID: T000296922
Methods: TM18 (UHPLC-QQQ)

LCMS/MS: Mycotoxins	Dynamic Range (ppb)	Result (ppb)	Notes
Ochratoxin A	3.94 - 122.18	ND	N/A
Aflatoxin B1	0.95 - 30.88	ND	
Aflatoxin B2	1.01 - 31.09	ND	
Aflatoxin G1	1.04 - 30.91	ND	
Aflatoxin G2	1.01 - 30.82	ND	
Total Aflatoxins (B1, B2, G1, and G2)		ND	

Final Approval


PREPARED BY / DATE
Sam Smith
18Jan2025
10:01:00 AM MST


APPROVED BY / DATE
Karen Winternheimer
18Jan2025
10:02:00 AM MST

Prepared for:
EXTRACT LABS

1399 Horizon Ave
Lafayette, CO USA 80026

Gummies-Organic 50mg CBD/gummy-Strawberry-FS

Batch ID or Lot Number: 25E1050901	Test, Test ID and Methods: Various	Matrix: Finished Product	Page 3 of 5
Reported: 16Jan2025	Started: 15Jan2025	Received: 14Jan2025	

Cannabinoids - Colorado Compliance


Test ID: T000296918


Methods: TM14 (HPLC-DAD): Potency - Broad

Spectrum Analysis, 0.01% THC

	LOD (%)	LOQ (%)	Result (%)	Result (mg/g)	Notes
Cannabichromene (CBC)	0.008	0.025	<LOQ	<LOQ	
Cannabichromenic Acid (CBCA)	0.008	0.023	ND	ND	
Cannabidiol (CBD)	0.025	0.071	1.702	17.02	
Cannabidiolic Acid (CBDA)	0.026	0.073	ND	ND	
Cannabidivarin (CBDV)	0.006	0.017	ND	ND	
Cannabidivarinic Acid (CBDVA)	0.011	0.031	ND	ND	
Cannabigerol (CBG)	0.005	0.014	0.041	0.41	
Cannabigerolic Acid (CBGA)	0.019	0.060	ND	ND	
Cannabinol (CBN)	0.006	0.019	<LOQ	<LOQ	
Cannabinolic Acid (CBNA)	0.013	0.041	ND	ND	
Delta 8-Tetrahydrocannabinol (Delta 8-THC)	0.023	0.072	ND	ND	
Delta 9-Tetrahydrocannabinol (Delta 9-THC)	0.004	0.011	<LOQ	<LOQ	
Delta 9-Tetrahydrocannabinolic Acid (THCA-A)	0.003	0.010	ND	ND	
Tetrahydrocannabivarin (THCV)	0.004	0.013	ND	ND	
Tetrahydrocannabivarinic Acid (THCVA)	0.016	0.051	ND	ND	
Total Cannabinoids			1.743	17.43	
Total Potential THC			<LOQ	<LOQ	
Total Potential CBD			1.702	17.02	

Final Approval


Judith Marquez
21Jan2025
11:47:00 AM MST
PREPARED BY / DATE


Sam Smith
21Jan2025
11:52:00 AM MST
APPROVED BY / DATE

Prepared for:
EXTRACT LABS

1399 Horizon Ave
Lafayette, CO USA 80026

Gummies-Organic 50mg CBD/gummy-Strawberry-FS


Batch ID or Lot Number: 25E1050901	Test, Test ID and Methods: Various	Matrix: Finished Product	Page 4 of 5
Reported: 16Jan2025	Started: 15Jan2025	Received: 14Jan2025	

Microbial Contaminants - Colorado Compliance

Test ID: T000296919
Methods: TM25 (qPCR) TM24, TM26,
TM27 (Culture Plating): Microbial
(Colorado Panel)

	Method	LOD	Quantitation Range	Result	Notes
STEC	TM25: PCR	10 ⁰ CFU/25g	NA	Absent	Free from visual mold, mildew, and foreign matter
<i>Salmonella</i>	TM25: PCR	10 ⁰ CFU/25g	NA	Absent	
Total Yeast and Mold*	TM24: Culture Plating	10 ¹ CFU/g	1.0x10 ² - 1.5x10 ⁴	None Detected	
Total Aerobic Count*	TM26: Culture Plating	10 ² CFU/g	1.0x10 ³ - 1.5x10 ⁵	None Detected	
Total Coliforms*	TM27: Culture Plating	10 ¹ CFU/g	1.0x10 ² - 1.5x10 ⁴	None Detected	

Final Approval


Brett Hudson
19Jan2025
02:34:00 PM MST


Nora Langer
21Jan2025
02:39:00 PM MST

PREPARED BY / DATE


APPROVED BY / DATE


Heavy Metals - Colorado Compliance

Test ID: T000296920
Methods: TM19 (ICP-MS): Heavy
Metals

Metals	Dynamic Range (ppm)	Result (ppm)	Notes
Arsenic	0.05 - 4.53	ND	
Cadmium	0.04 - 4.05	ND	
Mercury	0.04 - 4.30	ND	
Lead	0.04 - 4.07	ND	

Final Approval


Judith Marquez
22Jan2025
01:29:00 PM MST


Sam Smith
22Jan2025
01:33:00 PM MST

PREPARED BY / DATE

APPROVED BY / DATE

Prepared for:
EXTRACT LABS

1399 Horizon Ave
Lafayette, CO USA 80026

Gummies-Organic 50mg CBD/gummy-Strawberry-FS

Batch ID or Lot Number: 25E1050901	Test, Test ID and Methods: Various	Matrix: Finished Product	Page 5 of 5
Reported: 16Jan2025	Started: 15Jan2025	Received: 14Jan2025	




<https://results.botanacor.com/api/v1/coas/uuid/849d48bb-a4c2-4179-a6b0-f0ee565595da>

Definitions
 LOD = Limit of Detection, ULOQ = Upper Limit of Quantitation, LLOQ = Lower Limit of Quantitation, PPB = Parts per Billion, % = % (w/w) = Percent (weight of analyte / weight of product). ND = None Detected (defined by dynamic range of the method). Total Potential Delta 9-THC or CBD is calculated to take into account the loss of a carboxyl group during decarboxylation step, using the following formulas: Total Potential Delta 9-THC = Delta 9-THC + (Delta 9-THCa \times (0.877)) and Total CBD = CBD + (CBDa \times (0.877)). Fail equates to a concentration level of Delta 9-THC, on a dry weight basis, higher than 0.3 percent + or - the measurement uncertainty. Total Potential THC is calculated using the following formulas to take into account the loss of a carboxyl group during decarboxylation step. Total THC = THC + (THCa \times (0.877)). ALOQ = Above Limit Of Quantitation (defined by dynamic range of the method), CFU/g = Colony Forming Units per Gram. Values recorded in scientific notation, a common microbial practice of expressing numbers that are too large to be conveniently written in decimal form. Examples: 10^2 = 100 CFU, 10^3 = 1,000 CFU, 10^4 = 10,000 CFU, 10^5 = 100,000 CFU.

Testing results are based solely upon the sample submitted to SC Laboratories, Inc., in the condition it was received. SC Laboratories, Inc., warrants that all analytical work is conducted professionally in accordance with all applicable standard laboratory practices using validated methods. Data was generated using an unbroken chain of comparison to NIST traceable Reference Standards and Certified Reference Materials. This report may not be reproduced, except in full, without the written approval of SC Laboratories, Inc. ISO/IEC 17025:2017 A2LA Cert #: 4329.02 Chemical; 4329.03 Biological. Some tests listed on this COA may not be within our scope of A2LA accreditation. Please visit [A2LA for more details](#).



Cert #4329.02
849d48bba4c24179a6b0f0ee565595da.1


SAMPLE DETAILS**SAMPLE NAME:** Gummies-Organic 50mg CBD/gummy-Strawberry-FS
Infused, Solid Edible**CULTIVATOR / MANUFACTURER****Business Name:**
License Number:
Address:**DISTRIBUTOR / TESTED FOR****Business Name:** Extract Labs
License Number:
Address:**SAMPLE DETAIL****Batch Number:** 25E1050901
Sample ID: 250117K036**Date Collected:** 01/17/2025
Date Received: 01/17/2025
Batch Size:
Sample Size: 1.0 units
Unit Mass:
Serving Size:Scan QR code to verify
authenticity of results.**SAFETY ANALYSIS - SUMMARY****Pesticides:**  **PASS**

For quality assurance purposes. Not a Regulatory Hemp Lab Test Report. These results relate only to the sample included on this report. This report shall not be reproduced, except in full, without written approval of the laboratory.

Sample Certification: California Code of Regulations Title 4 Division 19. Department of Cannabis Control Business and Professions Code. Reference: Sections 26100, 26104 and 26110, Business and Professions Code.

Decision Rule: Statements of conformity (e.g. Pass/Fail) to specifications are made in this report without taking measurement uncertainty into account. Where statements of conformity are made in this report, the following decision rules are applied: PASS - Results within limits/specifications, FAIL - Results exceed limits/specifications.

References: limit of detection (LOD), limit of quantification (LOQ), not detected (ND), not tested (NT), $\mu\text{g/g}$ = ppm, $\mu\text{g/kg}$ = ppb


LQC verified by: Maria Garcia
Job Title: Senior Laboratory Analyst
Date: 01/21/2025
Approved by: Josh Wurzer
Job Title: Chief Compliance Officer
Date: 01/21/2025



Pesticide Analysis

PESTICIDE TEST RESULTS - 01/21/2025 ✔ PASS

Pesticide and plant growth regulator analysis utilizing high-performance liquid chromatography-mass spectrometry (HPLC-MS) or gas chromatography-mass spectrometry (GC-MS). ‡Analytes part of our California Select Panel.

*GC-MS utilized where indicated.

Method: QSP 1212 - Analysis of Pesticides and Mycotoxins by LC-MS or QSP 1213 - Analysis of Pesticides by GC-MS

COMPOUND	LOD/LOQ (µg/g)	ACTION LIMIT (µg/g)	MEASUREMENT UNCERTAINTY (µg/g)	RESULT (µg/g)	RESULT
Abamectin	0.032 / 0.097	0.3	N/A	ND	PASS
Acephate	0.006 / 0.018	5	N/A	ND	PASS
Acequinocyl	0.009 / 0.027	4	N/A	ND	PASS
Acetamiprid	0.016 / 0.049	5	N/A	ND	PASS
Aldicarb	0.030 / 0.090	≥ LOD	N/A	ND	PASS
Allethrin	0.030 / 0.092		N/A	ND	
Atrazine	0.006 / 0.019		N/A	ND	
Azadirachtin	0.082 / 0.248		N/A	ND	
Azoxystrobin	0.003 / 0.009	40	N/A	ND	PASS
Benzovindiflupyr	0.003 / 0.009		N/A	ND	
Bifenazate	0.003 / 0.009	5	N/A	ND	PASS
Bifenthrin	0.021 / 0.064	0.5	N/A	ND	PASS
Boscalid	0.003 / 0.009	10	N/A	ND	PASS
Buprofezin†	0.006 / 0.019		N/A	ND	
Captan	0.045 / 0.135	5	N/A	ND	PASS
Carbaryl	0.007 / 0.020	0.5	N/A	ND	PASS
Carbofuran	0.003 / 0.008	≥ LOD	N/A	ND	PASS
Chlorantraniliprole	0.006 / 0.018	40	N/A	ND	PASS
Chlordane*	0.010 / 0.032	≥ LOD	N/A	ND	PASS
Chlorfenapyr*	0.005 / 0.015	≥ LOD	N/A	ND	PASS
Chlormequat chloride	0.022 / 0.066		N/A	ND	
Chlorpyrifos	0.013 / 0.039	≥ LOD	N/A	ND	PASS
Clofentezine	0.003 / 0.009	0.5	N/A	ND	PASS
Clothianidin	0.008 / 0.025		N/A	ND	
Coumaphos	0.003 / 0.010	≥ LOD	N/A	ND	PASS
Cyantraniliprole	0.003 / 0.010		N/A	ND	
Cyfluthrin	0.052 / 0.159	1	N/A	ND	PASS
Cypermethrin	0.051 / 0.153	1	N/A	ND	PASS
Cyprodinil†	0.003 / 0.008		N/A	ND	
Daminozide	0.026 / 0.077	≥ LOD	N/A	ND	PASS
Deltamethrin	0.059 / 0.180		N/A	ND	
Diazinon	0.006 / 0.017	0.2	N/A	ND	PASS
Dichlorvos (DDVP)	0.012 / 0.038	≥ LOD	N/A	ND	PASS
Dimethoate	0.003 / 0.009	≥ LOD	N/A	ND	PASS
Dimethomorph	0.016 / 0.050	20	N/A	ND	PASS
Dinotefuran	0.010 / 0.030		N/A	ND	
Diuron	0.013 / 0.040		N/A	ND	
Dodemorph	0.012 / 0.035		N/A	ND	
Endosulfan sulfate	0.016 / 0.048		N/A	ND	
Endosulfan-α*	0.004 / 0.014		N/A	ND	
Endosulfan-β*	0.006 / 0.019		N/A	ND	

Continued on next page



Pesticide Analysis *Continued*

PESTICIDE TEST RESULTS - 01/21/2025 *continued* ✔ PASS

COMPOUND	LOD/LOQ (µg/g)	ACTION LIMIT (µg/g)	MEASUREMENT UNCERTAINTY (µg/g)	RESULT (µg/g)	RESULT
Ethoprophos	0.003 / 0.009	≥ LOD	N/A	ND	PASS
Etofenprox	0.014 / 0.042	≥ LOD	N/A	ND	PASS
Etoxazole	0.007 / 0.020	1.5	N/A	ND	PASS
Etridiazole*	0.002 / 0.005		N/A	ND	
Fenhexamid	0.003 / 0.008	10	N/A	ND	PASS
Fenoxycarb	0.003 / 0.010	≥ LOD	N/A	ND	PASS
Fenpyroximate	0.007 / 0.020	2	N/A	ND	PASS
Fensulfothion	0.003 / 0.010		N/A	ND	
Fenthion	0.003 / 0.010		N/A	ND	
Fenvalerate [‡]	0.033 / 0.099		N/A	ND	
Fipronil	0.003 / 0.010	≥ LOD	N/A	ND	PASS
Flonicamid	0.007 / 0.022	2	N/A	ND	PASS
Fludioxonil	0.003 / 0.010	30	N/A	ND	PASS
Fluopyram [‡]	0.003 / 0.009		N/A	ND	
Hexythiazox	0.003 / 0.010	2	N/A	ND	PASS
Imazalil	0.003 / 0.009	≥ LOD	N/A	ND	PASS
Imidacloprid	0.003 / 0.010	3	N/A	ND	PASS
Iprodione	0.077 / 0.233		N/A	ND	
Kinoprene	0.077 / 0.233		N/A	ND	
Kresoxim-methyl	0.006 / 0.019	1	N/A	ND	PASS
λ-Cyhalothrin	0.068 / 0.206		N/A	ND	
Malathion	0.003 / 0.009	5	N/A	ND	PASS
Metalaxyl	0.003 / 0.010	15	N/A	ND	PASS
Methiocarb	0.003 / 0.008	≥ LOD	N/A	ND	PASS
Methomyl	0.008 / 0.025	0.1	N/A	ND	PASS
Methoprene [‡]	0.172 / 0.521		N/A	ND	
Mevinphos	0.008 / 0.024	≥ LOD	N/A	ND	PASS
MGK-264	0.015 / 0.047		N/A	ND	
Myclobutanil	0.003 / 0.009	9	N/A	ND	PASS
Naled	0.021 / 0.064	0.5	N/A	ND	PASS
Novaluron	0.002 / 0.005		N/A	ND	
Oxamyl	0.017 / 0.051	0.2	N/A	ND	PASS
Paclobutrazol	0.003 / 0.010	≥ LOD	N/A	ND	PASS
Parathion-methyl	0.016 / 0.050	≥ LOD	N/A	ND	PASS
Pentachloronitrobenzene (Quintozene)*	0.004 / 0.012	0.2	N/A	ND	PASS
Permethrin	0.056 / 0.168	20	N/A	ND	PASS
Phenothrin	0.016 / 0.047		N/A	ND	
Phosmet	0.007 / 0.020	0.2	N/A	ND	PASS
Piperonyl Butoxide	0.010 / 0.029	8	N/A	ND	PASS
Pirimicarb	0.003 / 0.009		N/A	ND	
Prallethrin	0.015 / 0.046	0.4	N/A	ND	PASS

Continued on next page



Pesticide Analysis *Continued*

PESTICIDE TEST RESULTS - 01/21/2025 *continued* ✔ PASS

COMPOUND	LOD/LOQ (µg/g)	ACTION LIMIT (µg/g)	MEASUREMENT UNCERTAINTY (µg/g)	RESULT (µg/g)	RESULT
Propiconazole	0.027 / 0.080	20	N/A	ND	PASS
Propoxur	0.003 / 0.008	≥ LOD	N/A	ND	PASS
Pyraclostrobin	0.003 / 0.010		N/A	ND	
Pyrethrins	0.016 / 0.049	1	N/A	ND	PASS
Pyridaben	0.005 / 0.017	3	N/A	ND	PASS
Pyriproxyfen	0.003 / 0.009		N/A	ND	
Resmethrin	0.013 / 0.039		N/A	ND	
Spinetoram	0.003 / 0.010	3	N/A	ND	PASS
Spinosad	0.003 / 0.010	3	N/A	ND	PASS
Spirodiclofen	0.031 / 0.093		N/A	ND	
Spiromesifen	0.016 / 0.050	12	N/A	ND	PASS
Spirotetramat	0.003 / 0.010	13	N/A	ND	PASS
Spiroxamine	0.020 / 0.062	≥ LOD	N/A	ND	PASS
Tebuconazole	0.003 / 0.010	2	N/A	ND	PASS
Tebufenozide	0.003 / 0.008		N/A	ND	
Teflubenzuron	0.007 / 0.022		N/A	ND	
Tetrachlorvinphos	0.003 / 0.008		N/A	ND	
Tetramethrin	0.021 / 0.063		N/A	ND	
Thiabendazole	0.006 / 0.020		N/A	ND	
Thiacloprid	0.003 / 0.009	≥ LOD	N/A	ND	PASS
Thiamethoxam	0.003 / 0.010	4.5	N/A	ND	PASS
Thiophanate-methyl	0.013 / 0.040		N/A	ND	
Trifloxystrobin	0.003 / 0.009	30	N/A	ND	PASS