

## SAMPLE DETAILS

**SAMPLE NAME:** Gummies-33mg D8/gummy-Blue Raspberry  
Infused, Colorado Infused

## CULTIVATOR / MANUFACTURER

**Business Name:**  
**License Number:**  
**Address:**

## DISTRIBUTOR / TESTED FOR

**Business Name:** Extract Labs  
**License Number:**  
**Address:**

## SAMPLE DETAIL

**Batch Number:** 24E3011812  
**Sample ID:** 241227Q027  
**Date of Sampling:** 12/27/2024  
**Time of Sampling:** 2:57 p.m.  
**Sampler Name:**  
**Sampler Company:**

**Date Collected:** 12/27/2024  
**Date Received:** 12/27/2024  
**Batch Size:**  
**Sample Size:** 23.0 units  
**Unit Mass:** 3 grams per Unit  
**Serving Size:**



Scan QR code to verify authenticity of results.

## CANNABINOID ANALYSIS - SUMMARY

**Total THC:** Not Detected

**Total CBD:** Not Detected

**Sum of Cannabinoids:** 33.06 mg/unit

**Total Cannabinoids:** 33.06 mg/unit

Total THC/CBD is calculated using the following formulas to take into account the loss of a carboxyl group during the decarboxylation step:

Total THC =  $\Delta^9$ -THC + (THCa (0.877))

Total CBD = CBD + (CBDa (0.877))

Sum of Cannabinoids =  $\Delta^9$ -THC + THCa + CBD + CBDa + CBG + CBGa + THCV + THCVa + CBC + CBCa + CBDV + CBDVa +  $\Delta^8$ -THC + CBL + CBN + exo-THC +  $\Delta^8$ -THCV +  $\Delta^8$ -iso-THC + 9S-HHC + 9R-HHC +  $\Delta^{10}$ -THC +  $\Delta^9$ -THC Acetate


Total Cannabinoids = ( $\Delta^9$ -THC+0.877\*THCa) + (CBD+0.877\*CBDa) + (CBG+0.877\*CBGa) + (THCV+0.877\*THCVa) + (CBC+0.877\*CBCa) + (CBDV+0.877\*CBDVa) +  $\Delta^8$ -THC + CBL + CBN + exo-THC +  $\Delta^8$ -THCV +  $\Delta^8$ -iso-THC + 9S-HHC + 9R-HHC +  $\Delta^{10}$ -THC +  $\Delta^9$ -THC Acetate

## SAFETY ANALYSIS - SUMMARY


**Pesticides:** ND

**Mycotoxins:**  PASS

**Residual Solvents:**  PASS

**Heavy Metals:**  PASS

**Microbiology (PCR):**  PASS


**Microbiology (Plating):**  PASS

For quality assurance purposes. Not a Regulatory Hemp Lab Test Report. These results relate only to the sample included on this report. This report shall not be reproduced, except in full, without written approval of the laboratory.

**Sample Certification:** 6 CCR 1010-21 Colorado Wholesale Food, Industrial Hemp, and Shellfish Regulations; where applicable

**Decision Rule:** Statements of conformity (e.g. Pass/Fail) to specifications are made in this report without taking measurement uncertainty into account. Where statements of conformity are made in this report, the following decision rules are applied: PASS - Results within limits/specifications, FAIL - Results exceed limits/specifications.

**References:** limit of detection (LOD), limit of quantification (LOQ), not detected (ND), not tested (NT),  $\mu\text{g/g}$  = ppm,  $\mu\text{g/kg}$  = ppb, too numerous to count >250 cfu/plate (TNTC), colony-forming unit (cfu)

  
LQC verified by: Samantha LeBeau  
Job Title: Laboratory Assistant  
Date: 12/31/2024

  
Approved by: Josh Wurzer  
Job Title: Chief Compliance Officer  
Date: 12/31/2024




## Cannabinoid Analysis

Tested by high-performance liquid chromatography with diode-array detection (HPLC-DAD).

†Analytes not part of our ISO/IEC 17025 scope of accreditation.

**Method:** QSP 34181 - Semisynthetic Cannabinoids Analysis by HPLC

### TOTAL THC: **Not Detected**

Total THC ( $\Delta^9$ -THC+0.877\*THCa)

### TOTAL CBD: **Not Detected**

Total CBD (CBD+0.877\*CBDA)

### TOTAL CANNABINOIDS: **33.06 mg/unit**

Total Cannabinoids (Total THC) + (Total CBD) + (Total CBG) + (Total THCV) + (Total CBC) + (Total CBDV) +  $\Delta^8$ -THC + CBL + CBN + exo-THC +  $\Delta^8$ -THCV +  $\Delta^8$ -iso-THC + 9S-HHC + 9R-HHC +  $\Delta^{10}$ -THC +  $\Delta^9$ -THC Acetate

### TOTAL CBG: **0.159 mg/unit**

Total CBG (CBG+0.877\*CBCa)

### TOTAL THCV: **ND**

Total THCV (THCV+0.877\*THCVa)

### TOTAL CBC: **ND**

Total CBC (CBC+0.877\*CBCa)

### TOTAL CBDV: **ND**

Total CBDV (CBDV+0.877\*CBDVa)

## CANNABINOID TEST RESULTS - 12/30/2024

COMPOUND	LOD/LOQ (mg/g)	MEASUREMENT UNCERTAINTY (mg/g)	RESULT (mg/g)	RESULT (%)
$\Delta^8$ -THC	0.01 / 0.02	±0.522	10.58	1.058
$\Delta^8$ -iso-THC†	0.025 / 0.084	±0.0068	0.217	0.0217
$\Delta^8$ -THCV†	0.012 / 0.039	±0.0039	0.116	0.0116
CBN	0.001 / 0.007	±0.0016	0.056	0.0056
CBG	0.002 / 0.006	±0.0026	0.053	0.0053
$\Delta^9$ -THC	0.002 / 0.014	N/A	ND	ND
THCa	0.001 / 0.005	N/A	ND	ND
THCV	0.002 / 0.012	N/A	ND	ND
THCVa	0.002 / 0.019	N/A	ND	ND
CBD	0.004 / 0.011	N/A	ND	ND
CBDA	0.001 / 0.026	N/A	ND	ND
CBDV	0.002 / 0.012	N/A	ND	ND
CBDVa	0.001 / 0.018	N/A	ND	ND
CBGa	0.002 / 0.007	N/A	ND	ND
CBL	0.003 / 0.010	N/A	ND	ND
CBC	0.003 / 0.010	N/A	ND	ND
CBCa	0.001 / 0.015	N/A	ND	ND
9R-HHC†	0.027 / 0.089	N/A	ND	ND
9S-HHC†	0.027 / 0.090	N/A	ND	ND
$\Delta^{10}$ -THC†	0.024 / 0.078	N/A	ND	ND
$\Delta^9$ -THC Acetate†	0.023 / 0.077	N/A	ND	ND
exo-THC†	0.028 / 0.093	N/A	ND	ND
<b>SUM OF CANNABINOIDS</b>			<b>11.02 mg/g</b>	<b>1.102%</b>

### Unit Mass: 3 grams per Unit

$\Delta^9$ -THC per Unit	ND
Total THC per Unit	ND
CBD per Unit	ND
Total CBD per Unit	ND
Sum of Cannabinoids per Unit	33.06 mg/unit
Total Cannabinoids per Unit	33.06 mg/unit



## Pesticide Analysis

### PESTICIDE TEST RESULTS - 12/29/2024 ND

Pesticide and plant growth regulator analysis utilizing high-performance liquid chromatography-mass spectrometry (HPLC-MS) or gas chromatography-mass spectrometry (GC-MS). ‡Analytes part of our California Select Panel.

\*GC-MS utilized where indicated.

**Method:** QSP 1212 - Analysis of Pesticides and Mycotoxins by LC-MS or QSP 1213 - Analysis of Pesticides by GC-MS

COMPOUND	LOD/LOQ (µg/g)	MEASUREMENT UNCERTAINTY (µg/g)	RESULT (µg/g)
Abamectin	0.032 / 0.097	N/A	ND
Acephate	0.006 / 0.018	N/A	ND
Acequinocyl	0.009 / 0.027	N/A	ND
Acetamiprid	0.016 / 0.049	N/A	ND
Aldicarb	0.030 / 0.090	N/A	ND
Allethrin	0.030 / 0.092	N/A	ND
Atrazine	0.006 / 0.019	N/A	ND
Azadirachtin	0.082 / 0.248	N/A	ND
Azoxystrobin	0.003 / 0.009	N/A	ND
Benzovindiflupyr	0.003 / 0.009	N/A	ND
Bifenazate	0.003 / 0.009	N/A	ND
Bifenthrin	0.021 / 0.064	N/A	ND
Boscalid	0.003 / 0.009	N/A	ND
Buprofezin‡	0.006 / 0.019	N/A	ND
Captan	0.045 / 0.135	N/A	ND
Carbaryl	0.007 / 0.020	N/A	ND
Carbofuran	0.003 / 0.008	N/A	ND
Chlorantraniliprole	0.006 / 0.018	N/A	ND
Chlordane*	0.010 / 0.032	N/A	ND
Chlorfenapyr*	0.005 / 0.015	N/A	ND
Chlormequat chloride	0.022 / 0.066	N/A	ND
Chlorpyrifos	0.013 / 0.039	N/A	ND
Clofentezine	0.003 / 0.009	N/A	ND
Clothianidin	0.008 / 0.025	N/A	ND
Coumaphos	0.003 / 0.010	N/A	ND
Cyantraniliprole	0.003 / 0.010	N/A	ND
Cyfluthrin	0.052 / 0.159	N/A	ND
Cypermethrin	0.051 / 0.153	N/A	ND
Cyprodinil‡	0.003 / 0.008	N/A	ND
Daminozide	0.026 / 0.077	N/A	ND
Deltamethrin	0.059 / 0.180	N/A	ND
Diazinon	0.006 / 0.017	N/A	ND
Dichlorvos (DDVP)	0.012 / 0.038	N/A	ND
Dimethoate	0.003 / 0.009	N/A	ND
Dimethomorph	0.016 / 0.050	N/A	ND
Dinotefuran	0.010 / 0.030	N/A	ND
Diuron	0.013 / 0.040	N/A	ND
Dodemorph	0.012 / 0.035	N/A	ND
Endosulfan sulfate	0.016 / 0.048	N/A	ND
Endosulfan-α*	0.004 / 0.014	N/A	ND
Endosulfan-β*	0.006 / 0.019	N/A	ND

Continued on next page



**Pesticide Analysis** *Continued*

**PESTICIDE TEST RESULTS - 12/29/2024** *continued ND*

COMPOUND	LOD/LOQ (µg/g)	MEASUREMENT UNCERTAINTY (µg/g)	RESULT (µg/g)
Ethoprophos	0.003 / 0.009	N/A	ND
Etofenprox	0.014 / 0.042	N/A	ND
Etiozazole	0.007 / 0.020	N/A	ND
Etridiazole*	0.002 / 0.005	N/A	ND
Fenhexamid	0.003 / 0.008	N/A	ND
Fenoxycarb	0.003 / 0.010	N/A	ND
Fenpyroximate	0.007 / 0.020	N/A	ND
Fensulfothion	0.003 / 0.010	N/A	ND
Fenthion	0.003 / 0.010	N/A	ND
Fenvalerate <sup>‡</sup>	0.033 / 0.099	N/A	ND
Fipronil	0.003 / 0.010	N/A	ND
Flonicamid	0.007 / 0.022	N/A	ND
Fludioxonil	0.003 / 0.010	N/A	ND
Fluopyram <sup>‡</sup>	0.003 / 0.009	N/A	ND
Hexythiazox	0.003 / 0.010	N/A	ND
Imazalil	0.003 / 0.009	N/A	ND
Imidacloprid	0.003 / 0.010	N/A	ND
Iprodione	0.077 / 0.233	N/A	ND
Kinoprene	0.077 / 0.233	N/A	ND
Kresoxim-methyl	0.006 / 0.019	N/A	ND
λ-Cyhalothrin	0.068 / 0.206	N/A	ND
Malathion	0.003 / 0.009	N/A	ND
Metaxyl	0.003 / 0.010	N/A	ND
Methiocarb	0.003 / 0.008	N/A	ND
Methomyl	0.008 / 0.025	N/A	ND
Methoprene <sup>‡</sup>	0.172 / 0.521	N/A	ND
Mevinphos	0.008 / 0.024	N/A	ND
MGK-264	0.015 / 0.047	N/A	ND
Myclobutanil	0.003 / 0.009	N/A	ND
Naled	0.021 / 0.064	N/A	ND
Novaluron	0.002 / 0.005	N/A	ND
Oxamyl	0.017 / 0.051	N/A	ND
Paclobutrazol	0.003 / 0.010	N/A	ND
Parathion-methyl	0.016 / 0.050	N/A	ND
Pentachloronitrobenzene (Quintozene)*	0.004 / 0.012	N/A	ND
Permethrin	0.056 / 0.168	N/A	ND
Phenothrin	0.016 / 0.047	N/A	ND
Phosmet	0.007 / 0.020	N/A	ND
Piperonyl Butoxide	0.010 / 0.029	N/A	ND
Pirimicarb	0.003 / 0.009	N/A	ND
Prallethrin	0.015 / 0.046	N/A	ND

Continued on next page



### Pesticide Analysis *Continued*

#### PESTICIDE TEST RESULTS - 12/29/2024 *continued ND*

COMPOUND	LOD/LOQ (µg/g)	MEASUREMENT UNCERTAINTY (µg/g)	RESULT (µg/g)
Propiconazole	0.027 / 0.080	N/A	ND
Propoxur	0.003 / 0.008	N/A	ND
Pyraclostrobin	0.003 / 0.010	N/A	ND
Pyrethrins	0.016 / 0.049	N/A	ND
Pyridaben	0.005 / 0.017	N/A	ND
Pyriproxyfen	0.003 / 0.009	N/A	ND
Resmethrin	0.013 / 0.039	N/A	ND
Spinetoram	0.003 / 0.010	N/A	ND
Spinosad	0.003 / 0.010	N/A	ND
Spirodiclofen	0.031 / 0.093	N/A	ND
Spiromesifen	0.016 / 0.050	N/A	ND
Spirotetramat	0.003 / 0.010	N/A	ND
Spiroxamine	0.020 / 0.062	N/A	ND
Tebuconazole	0.003 / 0.010	N/A	ND
Tebufenozide	0.003 / 0.008	N/A	ND
Teflubenzuron	0.007 / 0.022	N/A	ND
Tetrachlorvinphos	0.003 / 0.008	N/A	ND
Tetramethrin	0.021 / 0.063	N/A	ND
Thiabendazole	0.006 / 0.020	N/A	ND
Thiacloprid	0.003 / 0.009	N/A	ND
Thiamethoxam	0.003 / 0.010	N/A	ND
Thiophanate-methyl	0.013 / 0.040	N/A	ND
Trifloxystrobin	0.003 / 0.009	N/A	ND



### Mycotoxin Analysis

#### MYCOTOXIN TEST RESULTS - 12/29/2024 ✓ PASS

Mycotoxin analysis utilizing high-performance liquid chromatography-mass spectrometry (HPLC-MS).

**Method:** QSP 1212 - Analysis of Pesticides and Mycotoxins by LC-MS

COMPOUND	LOD/LOQ (µg/kg)	ACTION LIMIT (µg/kg)	MEASUREMENT UNCERTAINTY (µg/kg)	RESULT (µg/kg)	RESULT
Aflatoxin B1	1.6 / 5.0	5	N/A	ND	PASS
Aflatoxin B2	1.4 / 4.1		N/A	ND	
Aflatoxin G1	1.6 / 4.9		N/A	ND	
Aflatoxin G2	1.6 / 5.0		N/A	ND	
Ochratoxin A	1.6 / 5.0	5	N/A	ND	PASS
Total Aflatoxin		20		ND	PASS



## Residual Solvents Analysis

Residual Solvent analysis utilizing gas chromatography-mass spectrometry (GC-MS).

**Method:** QSP 1204 - Analysis of Residual Solvents by GC-MS

**Total Butanes** = n-Butane + 2-Methylpropane (Isobutane)  
**Total Heptanes** = 2,2-Dimethylpentane (Neoheptane) + 2,3-Dimethylpentane + 2,4-Dimethylpentane + 3,3-Dimethylpentane + 2,2,3-Trimethylbutane (Triptane) + 2-Methylhexane (Isoheptane) + 3-Methylhexane + 3-Ethylpentane + n-Heptane  
**Total Xylenes** = 1,2-Dimethylbenzene (o-Xylene) + 1,3-Dimethylbenzene (m-Xylene) / 1,4-Dimethylbenzene (p-Xylene)

## RESIDUAL SOLVENTS TEST RESULTS - 12/29/2024 ✔ PASS

COMPOUND	LOD/LOQ (µg/g)	ACTION LIMIT (µg/g)	MEASUREMENT UNCERTAINTY (µg/g)	RESULT (µg/g)	RESULT
Propane	0.234 / 0.781	1000	N/A	ND	PASS
2-Methylpropane (Isobutane)	0.052 / 0.173		N/A	ND	
n-Butane	0.019 / 0.063		N/A	ND	
<b>Total Butanes</b>		1000		ND	PASS
n-Pentane	0.310 / 1.033	1000	N/A	ND	PASS
n-Hexane	0.110 / 0.366	60	N/A	ND	PASS
2,2-Dimethylpentane (Neoheptane)	0.493 / 1.642		N/A	ND	
2,3-Dimethylpentane	1.009 / 3.365		N/A	ND	
2,4-Dimethylpentane	0.737 / 2.458		N/A	ND	
3,3-Dimethylpentane	0.198 / 0.660		N/A	ND	
2,2,3-Trimethylbutane (Triptane)	0.521 / 1.738		N/A	ND	
2-Methylhexane (Isoheptane)	0.610 / 2.034		N/A	ND	
3-Methylhexane	0.235 / 0.785		N/A	ND	
3-Ethylpentane	0.304 / 1.012		N/A	ND	
n-Heptane	13.12 / 43.72		N/A	ND	
<b>Total Heptanes</b>		1000		ND	PASS
Benzene	0.089 / 0.295	2	N/A	ND	PASS
Toluene	0.115 / 0.382	180	N/A	ND	PASS
1,3-Dimethylbenzene (m-Xylene) / 1,4-Dimethylbenzene (p-Xylene)	0.451 / 1.502		N/A	ND	
1,2-Dimethylbenzene (o-Xylene)	0.387 / 1.289		N/A	ND	
<b>Total Xylenes</b>		430		ND	PASS
Methanol	53.92 / 163.4	600	N/A	ND	PASS
Ethanol	8.984 / 27.23	1000	±3.633	232.86	PASS
2-Propanol (Isopropyl Alcohol)	8.421 / 25.52	1000	N/A	ND	PASS
Acetone	10.59 / 32.08	1000	N/A	ND	PASS
Ethyl Acetate	1.123 / 3.745	1000	N/A	ND	PASS

## Heavy Metals Analysis

Heavy metal analysis utilizing inductively coupled plasma-mass spectrometry (ICP-MS).

**Method:** QSP 1160 - Analysis of Heavy Metals by ICP-MS

## HEAVY METALS TEST RESULTS - 12/29/2024 ✔ PASS

COMPOUND	LOD/LOQ (µg/g)	ACTION LIMIT (µg/g)	MEASUREMENT UNCERTAINTY (µg/g)	RESULT (µg/g)	RESULT
Arsenic	0.02 / 0.1	1.5	N/A	ND	PASS
Cadmium	0.02 / 0.05	0.5	N/A	ND	PASS
Lead	0.04 / 0.1	0.5	N/A	ND	PASS
Mercury	0.002 / 0.01	1.5	N/A	ND	PASS



## Microbiology Analysis

### PCR AND PLATING

Analysis conducted by polymerase chain reaction (PCR) and fluorescence detection of microbiological contaminants.

**Method:** QSP 1221 - Analysis of Microbiological Contaminants

Analysis conducted by 3M™ Petrifilm™ and plate counts of microbiological contaminants.

**Method:** QSP 6794 - Plating with 3M™ Petrifilm™

### MICROBIOLOGY TEST RESULTS (PCR) - 12/31/2024 ✔ PASS

COMPOUND	ACTION LIMIT	RESULT	RESULT
<i>Salmonella</i> spp.	Not Detected in 1g	ND	PASS
Shiga toxin-producing <i>Escherichia coli</i>	Not Detected in 1g	ND	PASS

### MICROBIOLOGY TEST RESULTS (PLATING) - 12/31/2024 ✔ PASS

COMPOUND	ACTION LIMIT (cfu/g)	RESULT (cfu/g)	RESULT
Coliforms	100	ND	PASS
Total Aerobic Bacteria	10000	ND	PASS
Total Yeast and Mold	1000	ND	PASS

