

Prepared for:  
**EXTRACT LABS**

1399 Horizon Ave  
Lafayette, CO USA 80026

## Organic 2000mg CBD Muscle Cream-THC Free


Batch ID or Lot Number: <b>24B1501111</b>	Test, Test ID and Methods: Various	Matrix: Concentrate	Page 1 of 4
Reported: <b>22Nov2024</b>	Started: 20Nov2024	Received: 19Nov2024	


## Cannabinoids - Colorado Compliance

Test ID: T000294093  
Methods: TM14 (HPLC-DAD): Potency - Standard

Cannabinoid Analysis	LOD (%)	LOQ (%)	Result (%)	Result (mg/g)	Notes
Cannabichromene (CBC)	0.007	0.020	ND	ND	
Cannabichromenic Acid (CBCA)	0.006	0.019	ND	ND	
Cannabidiol (CBD)	0.016	0.056	2.558	25.58	
Cannabidiolic Acid (CBDA)	0.017	0.057	ND	ND	
Cannabidivarin (CBDV)	0.004	0.013	<LOQ	<LOQ	
Cannabidivarinic Acid (CBDVA)	0.007	0.024	ND	ND	
Cannabigerol (CBG)	0.004	0.011	ND	ND	
Cannabigerolic Acid (CBGA)	0.016	0.048	ND	ND	
Cannabinol (CBN)	0.005	0.015	ND	ND	
Cannabinolic Acid (CBNA)	0.011	0.033	ND	ND	
Delta 8-Tetrahydrocannabinol (Delta 8-THC)	0.019	0.057	ND	ND	
Delta 9-Tetrahydrocannabinol (Delta 9-THC)	0.017	0.052	ND	ND	
Delta 9-Tetrahydrocannabinolic Acid (THCA-A)	0.015	0.046	ND	ND	
Tetrahydrocannabivarin (THCV)	0.003	0.010	ND	ND	
Tetrahydrocannabivarinic Acid (THCVA)	0.013	0.041	ND	ND	
<b>Total Cannabinoids</b>			<b>2.558</b>	<b>25.58</b>	
Total Potential THC			ND	ND	
Total Potential CBD			2.558	25.58	

### Final Approval

  
Sam Smith  
22Nov2024  
01:19:00 PM MST  
PREPARED BY / DATE


  
Karen Winternheimer  
22Nov2024  
01:23:00 PM MST  
APPROVED BY / DATE


## Heavy Metals - Colorado Compliance

Test ID: T000294095  
Methods: TM19 (ICP-MS): Heavy

Metals	Dynamic Range (ppm)	Result (ppm)	Notes
Arsenic	0.05 - 4.65	ND	
Cadmium	0.05 - 4.60	ND	
Mercury	0.05 - 4.72	ND	
Lead	0.05 - 4.67	ND	

### Final Approval

  
Judith Marquez  
22Nov2024  
01:35:00 PM MST  
PREPARED BY / DATE

  
Sam Smith  
22Nov2024  
01:40:00 PM MST  
APPROVED BY / DATE

Prepared for:  
**EXTRACT LABS**

1399 Horizon Ave  
Lafayette, CO USA 80026

## Organic 2000mg CBD Muscle Cream-THC Free

Batch ID or Lot Number: <b>24B1501111</b>	Test, Test ID and Methods: Various	Matrix: Concentrate	Page 2 of 4
Reported: <b>22Nov2024</b>	Started: 20Nov2024	Received: 19Nov2024	


### Microbial Contaminants - Colorado Compliance

Test ID: T000294094  
Methods: TM25 (qPCR) TM24, TM26,  
TM27 (Culture Plating): Microbial  
(Colorado Panel)

	Method	LOD	Quantitation Range	Result	Notes
STEC	TM25: PCR	10 <sup>0</sup> CFU/25g	NA	Absent	Free from visual mold, mildew, and foreign matter
<i>Salmonella</i>	TM25: PCR	10 <sup>0</sup> CFU/25g	NA	Absent	
Total Yeast and Mold*	TM24: Culture Plating	10 <sup>1</sup> CFU/g	1.0x10 <sup>2</sup> - 1.5x10 <sup>4</sup>	None Detected	
Total Aerobic Count*	TM26: Culture Plating	10 <sup>2</sup> CFU/g	1.0x10 <sup>3</sup> - 1.5x10 <sup>5</sup>	None Detected	
Total Coliforms*	TM27: Culture Plating	10 <sup>1</sup> CFU/g	1.0x10 <sup>2</sup> - 1.5x10 <sup>4</sup>	None Detected	

### Final Approval

  
Nora Langer  
24Nov2024  
03:10:00 PM MST

  
Brett Hudson  
26Nov2024  
06:02:00 PM MST

PREPARED BY / DATE

APPROVED BY / DATE

Prepared for:  
**EXTRACT LABS**

1399 Horizon Ave  
Lafayette, CO USA 80026

## Organic 2000mg CBD Muscle Cream-THC Free

Batch ID or Lot Number: <b>24B1501111</b>	Test, Test ID and Methods: Various	Matrix: Concentrate	Page 3 of 4
Reported: <b>22Nov2024</b>	Started: 20Nov2024	Received: 19Nov2024	

### Residual Solvents - Colorado Compliance

Test ID: T000294096

Methods: TM04 (GC-MS): Residual

Solvents	Dynamic Range (ppm)	Result (ppm)	Notes
Propane	83 - 1668	ND	
Butanes (Isobutane, n-Butane)	162 - 3240	ND	
Methanol	57 - 1141	ND	
Pentane	82 - 1648	ND	
Ethanol	86 - 1710	ND	
Acetone	91 - 1816	ND	
Isopropyl Alcohol	92 - 1840	ND	
Hexane	6 - 112	ND	
Ethyl Acetate	92 - 1837	ND	
Benzene	0.2 - 3.6	ND	
Heptanes	87 - 1740	ND	
Toluene	16 - 325	ND	
Xylenes (m,p,o-Xylenes)	110 - 2206	ND	

### Final Approval

  
Judith Marquez  
25Nov2024  
03:19:00 PM MST

PREPARED BY / DATE

  
Sam Smith  
25Nov2024  
03:21:00 PM MST

APPROVED BY / DATE

Prepared for:  
**EXTRACT LABS**

1399 Horizon Ave  
Lafayette, CO USA 80026

## Organic 2000mg CBD Muscle Cream-THC Free


Batch ID or Lot Number: <b>24B1501111</b>	Test, Test ID and Methods: Various	Matrix: Concentrate	Page 4 of 4
Reported: <b>22Nov2024</b>	Started: 20Nov2024	Received: 19Nov2024	


## Mycotoxins - Colorado Compliance

Test ID: T000294097  
Methods: TM18 (UHPLC-QQQ)

LCMS/MS): Mycotoxins	Dynamic Range (ppb)	Result (ppb)	Notes
Ochratoxin A	1.70 - 136.53	ND	N/A
Aflatoxin B1	1.00 - 32.94	ND	
Aflatoxin B2	1.03 - 32.66	ND	
Aflatoxin G1	1.03 - 32.69	ND	
Aflatoxin G2	1.22 - 32.98	ND	
Total Aflatoxins (B1, B2, G1, and G2)		ND	

### Final Approval

  
Karen Winternheimer  
03Dec2024  
10:14:00 AM MST  
PREPARED BY / DATE

  
Sam Smith  
03Dec2024  
10:20:00 AM MST  
APPROVED BY / DATE



<https://results.botanacor.com/api/v1/coas/uuid/564fd880-6edf-4ac3-b22b-66cabceaabb7>

**Definitions**  
LOD = Limit of Detection, ULOQ = Upper Limit of Quantitation, LLOQ = Lower Limit of Quantitation, PPB = Parts per Billion, % = % (w/w) = Percent (weight of analyte / weight of product). ND = None Detected (defined by dynamic range of the method). Total Potential Delta 9-THC or CBD is calculated to take into account the loss of a carboxyl group during decarboxylation step, using the following formulas: Total Potential Delta 9-THC = Delta 9-THC + (Delta 9-THCa \*(0.877)) and Total CBD = CBD + (CBDa \*(0.877)). Fail equates to a concentration level of Delta 9-THC, on a dry weight basis, higher than 0.3 percent + or - the measurement uncertainty. Total Potential THC is calculated using the following formulas to take into account the loss of a carboxyl group during decarboxylation step. Total THC = THC + (THCa \*(0.877)). ALOQ = Above Limit Of Quantitation (defined by dynamic range of the method), CFU/g = Colony Forming Units per Gram. Values recorded in scientific notation, a common microbial practice of expressing numbers that are too large to be conveniently written in decimal form. Examples: 10<sup>2</sup> = 100 CFU, 10<sup>3</sup> = 1,000 CFU, 10<sup>4</sup> = 10,000 CFU, 10<sup>5</sup> = 100,000 CFU.

Testing results are based solely upon the sample submitted to SC Laboratories, Inc., in the condition it was received. SC Laboratories, Inc., warrants that all analytical work is conducted professionally in accordance with all applicable standard laboratory practices using validated methods. Data was generated using an unbroken chain of comparison to NIST traceable Reference Standards and Certified Reference Materials. This report may not be reproduced, except in full, without the written approval of SC Laboratories, Inc. ISO/IEC 17025:2017 A2LA Cert #: 4329.02 Chemical; 4329.03 Biological. Some tests listed on this COA may not be within our scope of A2LA accreditation. Please visit [A2LA for more details](#).



Cert #4329.02  
564fd8806edf4ac3b22b66cabceaabb7.1

## SAMPLE DETAILS

**SAMPLE NAME:** Organic 2000mg CBD Muscle Cream-THC Free  
Infused, Topical

**CULTIVATOR / MANUFACTURER**

**Business Name:**  
**License Number:**  
**Address:**

**DISTRIBUTOR / TESTED FOR**

**Business Name:** Extract Labs  
**License Number:**  
**Address:**

## SAMPLE DETAIL


**Batch Number:** 24B1501111  
**Sample ID:** 241125K040

**Date Collected:** 11/25/2024  
**Date Received:** 11/25/2024  
**Batch Size:**  
**Sample Size:** 1.0 units  
**Unit Mass:**  
**Serving Size:**



Scan QR code to verify  
authenticity of results.

## SAFETY ANALYSIS - SUMMARY


**Pesticides:**  **PASS**


For quality assurance purposes. Not a Regulatory Hemp Lab Test Report. These results relate only to the sample included on this report. This report shall not be reproduced, except in full, without written approval of the laboratory.

**Sample Certification:** California Code of Regulations Title 4 Division 19. Department of Cannabis Control Business and Professions Code. Reference: Sections 26100, 26104 and 26110, Business and Professions Code.

**Decision Rule:** Statements of conformity (e.g. Pass/Fail) to specifications are made in this report without taking measurement uncertainty into account. Where statements of conformity are made in this report, the following decision rules are applied: PASS - Results within limits/specifications, FAIL - Results exceed limits/specifications.

**References:** limit of detection (LOD), limit of quantification (LOQ), not detected (ND), not tested (NT)

  
LQC verified by: Carmen Stackhouse  
Job Title: Senior Laboratory Analyst  
Date: 11/27/2024

  
Approved by: Josh Wurzer  
Job Title: Chief Compliance Officer  
Date: 11/27/2024



## Pesticide Analysis

PESTICIDE TEST RESULTS - 11/27/2024 ✔ PASS

Pesticide and plant growth regulator analysis utilizing high-performance liquid chromatography-mass spectrometry (HPLC-MS) or gas chromatography-mass spectrometry (GC-MS). ‡Analytes part of our California Select Panel.

\*GC-MS utilized where indicated.

**Method:** QSP 1212 - Analysis of Pesticides and Mycotoxins by LC-MS or QSP 1213 - Analysis of Pesticides by GC-MS

COMPOUND	LOD/LOQ (µg/g)	ACTION LIMIT (µg/g)	MEASUREMENT UNCERTAINTY (µg/g)	RESULT (µg/g)	RESULT
Abamectin	0.032 / 0.097	0.3	N/A	ND	PASS
Acephate	0.006 / 0.018	5	N/A	ND	PASS
Acequinocyl	0.009 / 0.027	4	N/A	ND	PASS
Acetamiprid	0.016 / 0.049	5	N/A	ND	PASS
Aldicarb	0.030 / 0.090	≥ LOD	N/A	ND	PASS
Allethrin	0.030 / 0.092		N/A	ND	
Atrazine	0.006 / 0.019		N/A	ND	
Azadirachtin	0.082 / 0.248		N/A	ND	
Azoxystrobin	0.003 / 0.009	40	N/A	ND	PASS
Benzovindiflupyr	0.003 / 0.009		N/A	ND	
Bifenazate	0.003 / 0.009	5	N/A	ND	PASS
Bifenthrin	0.021 / 0.064	0.5	N/A	ND	PASS
Boscalid	0.003 / 0.009	10	N/A	ND	PASS
Buprofezin†	0.006 / 0.019		N/A	ND	
Captan	0.045 / 0.135	5	N/A	ND	PASS
Carbaryl	0.007 / 0.020	0.5	N/A	ND	PASS
Carbofuran	0.003 / 0.008	≥ LOD	N/A	ND	PASS
Chlorantraniliprole	0.006 / 0.018	40	N/A	ND	PASS
Chlordane*	0.010 / 0.032	≥ LOD	N/A	ND	PASS
Chlorfenapyr*	0.005 / 0.015	≥ LOD	N/A	ND	PASS
Chlormequat chloride	0.022 / 0.066		N/A	ND	
Chlorpyrifos	0.013 / 0.039	≥ LOD	N/A	ND	PASS
Clofentezine	0.003 / 0.009	0.5	N/A	ND	PASS
Clothianidin	0.008 / 0.025		N/A	ND	
Coumaphos	0.003 / 0.010	≥ LOD	N/A	ND	PASS
Cyantraniliprole	0.003 / 0.010		N/A	ND	
Cyfluthrin	0.052 / 0.159	1	N/A	ND	PASS
Cypermethrin	0.051 / 0.153	1	N/A	ND	PASS
Cyprodinil†	0.003 / 0.008		N/A	ND	
Daminozide	0.026 / 0.077	≥ LOD	N/A	ND	PASS
Deltamethrin	0.059 / 0.180		N/A	ND	
Diazinon	0.006 / 0.017	0.2	N/A	ND	PASS
Dichlorvos (DDVP)	0.012 / 0.038	≥ LOD	N/A	ND	PASS
Dimethoate	0.003 / 0.009	≥ LOD	N/A	ND	PASS
Dimethomorph	0.016 / 0.050	20	N/A	ND	PASS
Dinotefuran	0.010 / 0.030		N/A	ND	
Diuron	0.013 / 0.040		N/A	ND	
Dodemorph	0.012 / 0.035		N/A	ND	
Endosulfan sulfate	0.016 / 0.048		N/A	ND	
Endosulfan-α*	0.004 / 0.014		N/A	ND	
Endosulfan-β*	0.006 / 0.019		N/A	ND	

Continued on next page



**Pesticide Analysis** *Continued*

PESTICIDE TEST RESULTS - 11/27/2024 *continued* ✔ PASS

COMPOUND	LOD/LOQ (µg/g)	ACTION LIMIT (µg/g)	MEASUREMENT UNCERTAINTY (µg/g)	RESULT (µg/g)	RESULT
Ethoprophos	0.003 / 0.009	≥ LOD	N/A	ND	PASS
Etofenprox	0.014 / 0.042	≥ LOD	N/A	ND	PASS
Etoxazole	0.007 / 0.020	1.5	N/A	ND	PASS
Etridiazole*	0.002 / 0.005		N/A	ND	
Fenhexamid	0.003 / 0.008	10	N/A	ND	PASS
Fenoxycarb	0.003 / 0.010	≥ LOD	N/A	ND	PASS
Fenpyroximate	0.007 / 0.020	2	N/A	ND	PASS
Fensulfothion	0.003 / 0.010		N/A	ND	
Fenthion	0.003 / 0.010		N/A	ND	
Fenvalerate <sup>‡</sup>	0.033 / 0.099		N/A	ND	
Fipronil	0.003 / 0.010	≥ LOD	N/A	ND	PASS
Flonicamid	0.007 / 0.022	2	N/A	ND	PASS
Fludioxonil	0.003 / 0.010	30	N/A	ND	PASS
Fluopyram <sup>‡</sup>	0.003 / 0.009		N/A	ND	
Hexythiazox	0.003 / 0.010	2	N/A	ND	PASS
Imazalil	0.003 / 0.009	≥ LOD	N/A	ND	PASS
Imidacloprid	0.003 / 0.010	3	N/A	ND	PASS
Iprodione	0.077 / 0.233		N/A	ND	
Kinoprene	0.077 / 0.233		N/A	ND	
Kresoxim-methyl	0.006 / 0.019	1	N/A	ND	PASS
λ-Cyhalothrin	0.068 / 0.206		N/A	ND	
Malathion	0.003 / 0.009	5	N/A	ND	PASS
Metalaxyl	0.003 / 0.010	15	N/A	ND	PASS
Methiocarb	0.003 / 0.008	≥ LOD	N/A	ND	PASS
Methomyl	0.008 / 0.025	0.1	N/A	ND	PASS
Methoprene <sup>‡</sup>	0.172 / 0.521		N/A	ND	
Mevinphos	0.008 / 0.024	≥ LOD	N/A	ND	PASS
MGK-264	0.015 / 0.047		N/A	ND	
Myclobutanil	0.003 / 0.009	9	N/A	ND	PASS
Naled	0.021 / 0.064	0.5	N/A	ND	PASS
Novaluron	0.002 / 0.005		N/A	ND	
Oxamyl	0.017 / 0.051	0.2	N/A	ND	PASS
Paclobutrazol	0.003 / 0.010	≥ LOD	N/A	ND	PASS
Parathion-methyl	0.016 / 0.050	≥ LOD	N/A	ND	PASS
Pentachloronitrobenzene (Quintozene)*	0.004 / 0.012	0.2	N/A	ND	PASS
Permethrin	0.056 / 0.168	20	N/A	ND	PASS
Phenothrin	0.016 / 0.047		N/A	ND	
Phosmet	0.007 / 0.020	0.2	N/A	ND	PASS
Piperonyl Butoxide	0.010 / 0.029	8	N/A	ND	PASS
Pirimicarb	0.003 / 0.009		N/A	ND	
Prallethrin	0.015 / 0.046	0.4	N/A	ND	PASS

Continued on next page



**Pesticide Analysis** *Continued*

PESTICIDE TEST RESULTS - 11/27/2024 *continued* ✔ **PASS**

COMPOUND	LOD/LOQ (µg/g)	ACTION LIMIT (µg/g)	MEASUREMENT UNCERTAINTY (µg/g)	RESULT (µg/g)	RESULT
Propiconazole	0.027 / 0.080	20	N/A	ND	PASS
Propoxur	0.003 / 0.008	≥ LOD	N/A	ND	PASS
Pyraclostrobin	0.003 / 0.010		N/A	ND	
Pyrethrins	0.016 / 0.049	1	N/A	ND	PASS
Pyridaben	0.005 / 0.017	3	N/A	ND	PASS
Pyriproxyfen	0.003 / 0.009		N/A	ND	
Resmethrin	0.013 / 0.039		N/A	ND	
Spinetoram	0.003 / 0.010	3	N/A	ND	PASS
Spinosad	0.003 / 0.010	3	N/A	ND	PASS
Spirodiclofen	0.031 / 0.093		N/A	ND	
Spiromesifen	0.016 / 0.050	12	N/A	ND	PASS
Spirotetramat	0.003 / 0.010	13	N/A	ND	PASS
Spiroxamine	0.020 / 0.062	≥ LOD	N/A	ND	PASS
Tebuconazole	0.003 / 0.010	2	N/A	ND	PASS
Tebufenozide	0.003 / 0.008		N/A	ND	
Teflubenzuron	0.007 / 0.022		N/A	ND	
Tetrachlorvinphos	0.003 / 0.008		N/A	ND	
Tetramethrin	0.021 / 0.063		N/A	ND	
Thiabendazole	0.006 / 0.020		N/A	ND	
Thiacloprid	0.003 / 0.009	≥ LOD	N/A	ND	PASS
Thiamethoxam	0.003 / 0.010	4.5	N/A	ND	PASS
Thiophanate-methyl	0.013 / 0.040		N/A	ND	
Trifloxystrobin	0.003 / 0.009	30	N/A	ND	PASS