

Prepared for:
EXTRACT LABS

1399 Horizon Ave
Lafayette, CO USA 80026

Gummies-Organic 50mg CBD/gummy-Tropical Punch-FS

| | | | |
|--|---------------------------------------|-----------------------------|-------------|
| Batch ID or Lot Number: 24E1062310 | Test, Test ID and Methods: Various | Matrix: Finished Product | Page 1 of 4 |
| Reported: 31Oct2024 | Started: 30Oct2024 | Received: 28Oct2024 | |


Residual Solvents - Colorado Compliance


Test ID: T000292580

Methods: TM04 (GC-MS): Residual

| Solvents | Dynamic Range (ppm) | Result (ppm) | Notes |
|-------------------------------|---------------------|--------------|-------|
| Propane | 67 - 1343 | ND | |
| Butanes (Isobutane, n-Butane) | 135 - 2691 | ND | |
| Methanol | 53 - 1051 | ND | |
| Pentane | 70 - 1404 | ND | |
| Ethanol | 78 - 1567 | 258 | |
| Acetone | 82 - 1640 | ND | |
| Isopropyl Alcohol | 90 - 1796 | ND | |
| Hexane | 5 - 100 | ND | |
| Ethyl Acetate | 84 - 1689 | ND | |
| Benzene | 0.2 - 3.4 | ND | |
| Heptanes | 79 - 1573 | ND | |
| Toluene | 16 - 314 | ND | |
| Xylenes (m,p,o-Xylenes) | 116 - 2318 | ND | |

Final Approval


PREPARED BY / DATE
Sam Smith
31Oct2024
02:34:00 PM MDT


APPROVED BY / DATE
Sam Smith
31Oct2024
02:36:00 PM MDT

Prepared for:
EXTRACT LABS

1399 Horizon Ave
Lafayette, CO USA 80026

Gummies-Organic 50mg CBD/gummy-Tropical Punch-FS


| | | | |
|--|---------------------------------------|-----------------------------|-------------|
| Batch ID or Lot Number: 24E1062310 | Test, Test ID and Methods: Various | Matrix: Finished Product | Page 2 of 4 |
| Reported: 31Oct2024 | Started: 30Oct2024 | Received: 28Oct2024 | |

Microbial Contaminants - Colorado Compliance

Test ID: T000292578
Methods: TM25 (qPCR) TM24, TM26, TM27 (Culture Plating): Microbial (Colorado Panel)

| | Method | LOD | Quantitation Range | Result | Notes |
|-----------------------|-----------------------|-------------------------|---|---------------|---|
| STEC | TM25: PCR | 10 ⁰ CFU/25g | NA | Absent | Free from visual mold, mildew, and foreign matter |
| Salmonella | TM25: PCR | 10 ⁰ CFU/25g | NA | Absent | |
| Total Yeast and Mold* | TM24: Culture Plating | 10 ¹ CFU/g | 1.0x10 ² - 1.5x10 ⁴ | None Detected | |
| Total Aerobic Count* | TM26: Culture Plating | 10 ² CFU/g | 1.0x10 ³ - 1.5x10 ⁵ | None Detected | |
| Total Coliforms* | TM27: Culture Plating | 10 ¹ CFU/g | 1.0x10 ² - 1.5x10 ⁴ | None Detected | |

Final Approval


Nora Langer
01Nov2024
02:06:00 PM MDT


Brianne Maillot
01Nov2024
04:45:00 PM MDT

PREPARED BY / DATE


APPROVED BY / DATE


Mycotoxins - Colorado Compliance

Test ID: T000292581
Methods: TM18 (UHPLC-QQQ LCMS/MS): Mycotoxins

| | Dynamic Range (ppb) | Result (ppb) | Notes |
|---------------------------------------|---------------------|--------------|-------|
| Ochratoxin A | 3.31 - 124.00 | ND | N/A |
| Aflatoxin B1 | 0.84 - 32.03 | ND | |
| Aflatoxin B2 | 0.87 - 30.95 | ND | |
| Aflatoxin G1 | 0.99 - 31.61 | ND | |
| Aflatoxin G2 | 0.93 - 31.46 | ND | |
| Total Aflatoxins (B1, B2, G1, and G2) | | ND | |

Final Approval


Sam Smith
01Nov2024
03:44:00 PM MDT


Karen Winternheimer
01Nov2024
03:46:00 PM MDT

PREPARED BY / DATE

APPROVED BY / DATE

Prepared for:
EXTRACT LABS

1399 Horizon Ave
Lafayette, CO USA 80026

Gummies-Organic 50mg CBD/gummy-Tropical Punch-FS


| | | | |
|--|---------------------------------------|-----------------------------|-------------|
| Batch ID or Lot Number: 24E1062310 | Test, Test ID and Methods: Various | Matrix: Finished Product | Page 3 of 4 |
| Reported: 31Oct2024 | Started: 30Oct2024 | Received: 28Oct2024 | |


Heavy Metals - Colorado Compliance

Test ID: T000292579
Methods: TM19 (ICP-MS): Heavy Metals

| Metals | Dynamic Range (ppm) | Result (ppm) | Notes |
|---------|---------------------|--------------|-------|
| Arsenic | 0.04 - 4.34 | ND | |
| Cadmium | 0.04 - 4.28 | ND | |
| Mercury | 0.05 - 4.52 | ND | |
| Lead | 0.05 - 4.74 | ND | |

Final Approval


Karen Winterheimer
01Nov2024
02:19:00 PM MDT
PREPARED BY / DATE



Sam Smith
01Nov2024
02:24:00 PM MDT
APPROVED BY / DATE

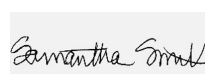
Cannabinoids - Colorado Compliance

Test ID: T000292577
Methods: TM14 (HPLC-DAD): Potency - Broad Spectrum Analysis, 0.01% THC

| | LOD (%) | LOQ (%) | Result (%) | Result (mg/g) | Notes |
|--|---------|---------|--------------|---------------|-------|
| Cannabichromene (CBC) | 0.007 | 0.023 | 0.065 | 0.65 | |
| Cannabichromenic Acid (CBCA) | 0.007 | 0.021 | ND | ND | |
| Cannabidiol (CBD) | 0.020 | 0.065 | 1.686 | 16.86 | |
| Cannabidiolic Acid (CBDA) | 0.020 | 0.066 | ND | ND | |
| Cannabidivarin (CBDV) | 0.005 | 0.015 | <LOQ | <LOQ | |
| Cannabidivarinic Acid (CBDVA) | 0.008 | 0.028 | ND | ND | |
| Cannabigerol (CBG) | 0.004 | 0.013 | 0.044 | 0.44 | |
| Cannabigerolic Acid (CBGA) | 0.017 | 0.055 | ND | ND | |
| Cannabinol (CBN) | 0.005 | 0.017 | <LOQ | <LOQ | |
| Cannabinolic Acid (CBNA) | 0.012 | 0.037 | ND | ND | |
| Delta 8-Tetrahydrocannabinol (Delta 8-THC) | 0.020 | 0.065 | ND | ND | |
| Delta 9-Tetrahydrocannabinol (Delta 9-THC) | 0.003 | 0.010 | 0.042 | 0.42 | |
| Delta 9-Tetrahydrocannabinolic Acid (THCA-A) | 0.003 | 0.009 | ND | ND | |
| Tetrahydrocannabivarin (THCV) | 0.004 | 0.012 | ND | ND | |
| Tetrahydrocannabivarinic Acid (THCVA) | 0.015 | 0.046 | ND | ND | |
| Total Cannabinoids | | | 1.837 | 18.37 | |
| Total Potential THC | | | 0.042 | 0.42 | |
| Total Potential CBD | | | 1.686 | 16.86 | |

Final Approval


Judith Marquez
04Nov2024
12:43:00 PM MST
PREPARED BY / DATE


Sam Smith
04Nov2024
12:44:00 PM MST
APPROVED BY / DATE

Prepared for:
EXTRACT LABS

1399 Horizon Ave
Lafayette, CO USA 80026

Gummies-Organic 50mg CBD/gummy-Tropical Punch-FS

| | | | |
|--|---------------------------------------|-----------------------------|-------------|
| Batch ID or Lot Number: 24E1062310 | Test, Test ID and Methods: Various | Matrix: Finished Product | Page 4 of 4 |
| Reported: 31Oct2024 | Started: 30Oct2024 | Received: 28Oct2024 | |



<https://results.botanacor.com/api/v1/coas/uuid/f319517d-c784-42bc-8fa0-85b865645869>

Definitions
LOD = Limit of Detection, ULOQ = Upper Limit of Quantitation, LLOQ = Lower Limit of Quantitation, PPB = Parts per Billion, % = % (w/w) = Percent (weight of analyte / weight of product). ND = None Detected (defined by dynamic range of the method). Total Potential Delta 9-THC or CBD is calculated to take into account the loss of a carboxyl group during decarboxylation step, using the following formulas: Total Potential Delta 9-THC = Delta 9-THC + (Delta 9-THCa * (0.877)) and Total CBD = CBD + (CBDa * (0.877)). Fail equates to a concentration level of Delta 9-THC, on a dry weight basis, higher than 0.3 percent + or - the measurement uncertainty. Total Potential THC is calculated using the following formulas to take into account the loss of a carboxyl group during decarboxylation step. Total THC = THC + (THCa * (0.877)). ALOQ = Above Limit Of Quantitation (defined by dynamic range of the method), CFU/g = Colony Forming Units per Gram. Values recorded in scientific notation, a common microbial practice of expressing numbers that are too large to be conveniently written in decimal form. Examples: 10² = 100 CFU, 10³ = 1,000 CFU, 10⁴ = 10,000 CFU, 10⁵ = 100,000 CFU.

Testing results are based solely upon the sample submitted to SC Laboratories, Inc., in the condition it was received. SC Laboratories, Inc., warrants that all analytical work is conducted professionally in accordance with all applicable standard laboratory practices using validated methods. Data was generated using an unbroken chain of comparison to NIST traceable Reference Standards and Certified Reference Materials. This report may not be reproduced, except in full, without the written approval of SC Laboratories, Inc. ISO/IEC 17025:2017 A2LA Cert #: 4329.02 Chemical; 4329.03 Biological. Some tests listed on this COA may not be within our scope of A2LA accreditation. Please visit [A2LA for more details](#).



Cert #4329.02
f319517dc78442bc8fa085b865645869.1

SAMPLE NAME: Gummies-Organic 50mg CBD/gummy-Tropical Punch-FS
Infused, Solid Edible

CULTIVATOR / MANUFACTURER

Business Name:
License Number:
Address:

DISTRIBUTOR / TESTED FOR

Business Name: Extract Labs
License Number:
Address:

SAMPLE DETAIL


Batch Number: 24E1062310
Sample ID: 241030L031

Date Collected: 10/30/2024
Date Received: 10/30/2024
Batch Size:
Sample Size: 1.0 units
Unit Mass:
Serving Size:



Scan QR code to verify
authenticity of results.

SAFETY ANALYSIS - SUMMARY


Pesticides:  **PASS**

For quality assurance purposes. Not a Regulatory Hemp Lab Test Report. These results relate only to the sample included on this report. This report shall not be reproduced, except in full, without written approval of the laboratory.

Sample Certification: California Code of Regulations Title 4 Division 19. Department of Cannabis Control Business and Professions Code. Reference: Sections 26100, 26104 and 26110, Business and Professions Code.

Decision Rule: Statements of conformity (e.g. Pass/Fail) to specifications are made in this report without taking measurement uncertainty into account. Where statements of conformity are made in this report, the following decision rules are applied: PASS - Results within limits/specifications, FAIL - Results exceed limits/specifications.

References: limit of detection (LOD), limit of quantification (LOQ), not detected (ND), not tested (NT)


LQC verified by: Juan Romero-Cortez
Job Title: Laboratory Analyst II
Date: 11/02/2024


Approved by: Josh Wurzer
Job Title: Chief Compliance Officer
Date: 11/02/2024



Pesticide Analysis

PESTICIDE TEST RESULTS - 11/02/2024 ✔ PASS

Pesticide and plant growth regulator analysis utilizing high-performance liquid chromatography-mass spectrometry (HPLC-MS) or gas chromatography-mass spectrometry (GC-MS). ‡Analytes part of our California Select Panel.

*GC-MS utilized where indicated.

Method: QSP 1212 - Analysis of Pesticides and Mycotoxins by LC-MS or QSP 1213 - Analysis of Pesticides by GC-MS

| COMPOUND | LOD/LOQ (µg/g) | ACTION LIMIT (µg/g) | MEASUREMENT UNCERTAINTY (µg/g) | RESULT (µg/g) | RESULT |
|----------------------|----------------|---------------------|--------------------------------|---------------|--------|
| Abamectin | 0.032 / 0.097 | 0.3 | N/A | ND | PASS |
| Acephate | 0.006 / 0.018 | 5 | N/A | ND | PASS |
| Acequinocyl | 0.009 / 0.027 | 4 | N/A | ND | PASS |
| Acetamiprid | 0.016 / 0.049 | 5 | N/A | ND | PASS |
| Aldicarb | 0.030 / 0.090 | ≥ LOD | N/A | ND | PASS |
| Allethrin | 0.030 / 0.092 | | N/A | ND | |
| Atrazine | 0.006 / 0.019 | | N/A | ND | |
| Azadirachtin | 0.082 / 0.248 | | N/A | ND | |
| Azoxystrobin | 0.003 / 0.009 | 40 | N/A | ND | PASS |
| Benzovindiflupyr | 0.003 / 0.009 | | N/A | ND | |
| Bifenazate | 0.003 / 0.009 | 5 | N/A | ND | PASS |
| Bifenthrin | 0.021 / 0.064 | 0.5 | N/A | ND | PASS |
| Boscalid | 0.003 / 0.009 | 10 | N/A | ND | PASS |
| Buprofezin‡ | 0.006 / 0.019 | | N/A | ND | |
| Captan | 0.045 / 0.135 | 5 | N/A | ND | PASS |
| Carbaryl | 0.007 / 0.020 | 0.5 | N/A | ND | PASS |
| Carbofuran | 0.003 / 0.008 | ≥ LOD | N/A | ND | PASS |
| Chlorantraniliprole | 0.006 / 0.018 | 40 | N/A | ND | PASS |
| Chlordane* | 0.010 / 0.032 | ≥ LOD | N/A | ND | PASS |
| Chlorfenapyr* | 0.005 / 0.015 | ≥ LOD | N/A | ND | PASS |
| Chlormequat chloride | 0.022 / 0.066 | | N/A | ND | |
| Chlorpyrifos | 0.013 / 0.039 | ≥ LOD | N/A | ND | PASS |
| Clofentezine | 0.003 / 0.009 | 0.5 | N/A | ND | PASS |
| Clothianidin | 0.008 / 0.025 | | N/A | ND | |
| Coumaphos | 0.003 / 0.010 | ≥ LOD | N/A | ND | PASS |
| Cyantraniliprole | 0.003 / 0.010 | | N/A | ND | |
| Cyfluthrin | 0.052 / 0.159 | 1 | N/A | ND | PASS |
| Cypermethrin | 0.051 / 0.153 | 1 | N/A | ND | PASS |
| Cyprodinil‡ | 0.003 / 0.008 | | N/A | ND | |
| Daminozide | 0.026 / 0.077 | ≥ LOD | N/A | ND | PASS |
| Deltamethrin | 0.059 / 0.180 | | N/A | ND | |
| Diazinon | 0.006 / 0.017 | 0.2 | N/A | ND | PASS |
| Dichlorvos (DDVP) | 0.012 / 0.038 | ≥ LOD | N/A | ND | PASS |
| Dimethoate | 0.003 / 0.009 | ≥ LOD | N/A | ND | PASS |
| Dimethomorph | 0.016 / 0.050 | 20 | N/A | ND | PASS |
| Dinotefuran | 0.010 / 0.030 | | N/A | ND | |
| Diuron | 0.013 / 0.040 | | N/A | ND | |
| Dodemorph | 0.012 / 0.035 | | N/A | ND | |
| Endosulfan sulfate | 0.016 / 0.048 | | N/A | ND | |
| Endosulfan-α* | 0.004 / 0.014 | | N/A | ND | |
| Endosulfan-β* | 0.006 / 0.019 | | N/A | ND | |

Continued on next page



Pesticide Analysis *Continued*

PESTICIDE TEST RESULTS - 11/02/2024 *continued* ✔ PASS

| COMPOUND | LOD/LOQ (µg/g) | ACTION LIMIT (µg/g) | MEASUREMENT UNCERTAINTY (µg/g) | RESULT (µg/g) | RESULT |
|---------------------------------------|----------------|---------------------|--------------------------------|---------------|--------|
| Ethoprophos | 0.003 / 0.009 | ≥ LOD | N/A | ND | PASS |
| Etofenprox | 0.014 / 0.042 | ≥ LOD | N/A | ND | PASS |
| Etoxazole | 0.007 / 0.020 | 1.5 | N/A | ND | PASS |
| Etridiazole* | 0.002 / 0.005 | | N/A | ND | |
| Fenhexamid | 0.003 / 0.008 | 10 | N/A | ND | PASS |
| Fenoxycarb | 0.003 / 0.010 | ≥ LOD | N/A | ND | PASS |
| Fenpyroximate | 0.007 / 0.020 | 2 | N/A | ND | PASS |
| Fensulfothion | 0.003 / 0.010 | | N/A | ND | |
| Fenthion | 0.003 / 0.010 | | N/A | ND | |
| Fenvalerate [‡] | 0.033 / 0.099 | | N/A | ND | |
| Fipronil | 0.003 / 0.010 | ≥ LOD | N/A | ND | PASS |
| Flonicamid | 0.007 / 0.022 | 2 | N/A | ND | PASS |
| Fludioxonil | 0.003 / 0.010 | 30 | N/A | ND | PASS |
| Fluopyram [‡] | 0.003 / 0.009 | | N/A | ND | |
| Hexythiazox | 0.003 / 0.010 | 2 | N/A | ND | PASS |
| Imazalil | 0.003 / 0.009 | ≥ LOD | N/A | ND | PASS |
| Imidacloprid | 0.003 / 0.010 | 3 | N/A | ND | PASS |
| Iprodione | 0.077 / 0.233 | | N/A | ND | |
| Kinoprene | 0.077 / 0.233 | | N/A | ND | |
| Kresoxim-methyl | 0.006 / 0.019 | 1 | N/A | ND | PASS |
| λ-Cyhalothrin | 0.068 / 0.206 | | N/A | ND | |
| Malathion | 0.003 / 0.009 | 5 | N/A | ND | PASS |
| Metalaxyl | 0.003 / 0.010 | 15 | N/A | ND | PASS |
| Methiocarb | 0.003 / 0.008 | ≥ LOD | N/A | ND | PASS |
| Methomyl | 0.008 / 0.025 | 0.1 | N/A | ND | PASS |
| Methoprene [‡] | 0.172 / 0.521 | | N/A | ND | |
| Mevinphos | 0.008 / 0.024 | ≥ LOD | N/A | ND | PASS |
| MGK-264 | 0.015 / 0.047 | | N/A | ND | |
| Myclobutanil | 0.003 / 0.009 | 9 | N/A | ND | PASS |
| Naled | 0.021 / 0.064 | 0.5 | N/A | ND | PASS |
| Novaluron | 0.002 / 0.005 | | N/A | ND | |
| Oxamyl | 0.017 / 0.051 | 0.2 | N/A | ND | PASS |
| Paclobutrazol | 0.003 / 0.010 | ≥ LOD | N/A | ND | PASS |
| Parathion-methyl | 0.016 / 0.050 | ≥ LOD | N/A | ND | PASS |
| Pentachloronitrobenzene (Quintozene)* | 0.004 / 0.012 | 0.2 | N/A | ND | PASS |
| Permethrin | 0.056 / 0.168 | 20 | N/A | ND | PASS |
| Phenothrin | 0.016 / 0.047 | | N/A | ND | |
| Phosmet | 0.007 / 0.020 | 0.2 | N/A | ND | PASS |
| Piperonyl Butoxide | 0.010 / 0.029 | 8 | N/A | ND | PASS |
| Pirimicarb | 0.003 / 0.009 | | N/A | ND | |
| Prallethrin | 0.015 / 0.046 | 0.4 | N/A | ND | PASS |

Continued on next page



Pesticide Analysis *Continued*

PESTICIDE TEST RESULTS - 11/02/2024 *continued* ✔ **PASS**

| COMPOUND | LOD/LOQ (µg/g) | ACTION LIMIT (µg/g) | MEASUREMENT UNCERTAINTY (µg/g) | RESULT (µg/g) | RESULT |
|--------------------|----------------|---------------------|--------------------------------|---------------|--------|
| Propiconazole | 0.027 / 0.080 | 20 | N/A | ND | PASS |
| Propoxur | 0.003 / 0.008 | ≥ LOD | N/A | ND | PASS |
| Pyraclostrobin | 0.003 / 0.010 | | N/A | ND | |
| Pyrethrins | 0.016 / 0.049 | 1 | N/A | ND | PASS |
| Pyridaben | 0.005 / 0.017 | 3 | N/A | ND | PASS |
| Pyriproxyfen | 0.003 / 0.009 | | N/A | ND | |
| Resmethrin | 0.013 / 0.039 | | N/A | ND | |
| Spinetoram | 0.003 / 0.010 | 3 | N/A | ND | PASS |
| Spinosad | 0.003 / 0.010 | 3 | N/A | ND | PASS |
| Spirodiclofen | 0.031 / 0.093 | | N/A | ND | |
| Spiromesifen | 0.016 / 0.050 | 12 | N/A | ND | PASS |
| Spirotetramat | 0.003 / 0.010 | 13 | N/A | ND | PASS |
| Spiroxamine | 0.020 / 0.062 | ≥ LOD | N/A | ND | PASS |
| Tebuconazole | 0.003 / 0.010 | 2 | N/A | ND | PASS |
| Tebufenozide | 0.003 / 0.008 | | N/A | ND | |
| Teflubenzuron | 0.007 / 0.022 | | N/A | ND | |
| Tetrachlorvinphos | 0.003 / 0.008 | | N/A | ND | |
| Tetramethrin | 0.021 / 0.063 | | N/A | ND | |
| Thiabendazole | 0.006 / 0.020 | | N/A | ND | |
| Thiacloprid | 0.003 / 0.009 | ≥ LOD | N/A | ND | PASS |
| Thiamethoxam | 0.003 / 0.010 | 4.5 | N/A | ND | PASS |
| Thiophanate-methyl | 0.013 / 0.040 | | N/A | ND | |
| Trifloxystrobin | 0.003 / 0.009 | 30 | N/A | ND | PASS |