

Prepared for:
EXTRACT LABS

1399 Horizon Ave
Lafayette, CO USA 80026

Gummies-10mg CBD:10mg D9/gummy-Blue Raspberry



Batch ID or Lot Number: 24E5060511	Test, Test ID and Methods: Various	Matrix: Finished Product	Page 1 of 4
Reported: 15Nov2024	Started: 13Nov2024	Received: 11Nov2024	

Mycotoxins - Colorado Compliance

Test ID: T000293398
Methods: TM18 (UHPLC-QQQ)
LCMS/MS: Mycotoxins

	Dynamic Range (ppb)	Result (ppb)	Notes
Ochratoxin A	3.91 - 129.54	ND	N/A
Aflatoxin B1	0.99 - 32.12	ND	
Aflatoxin B2	0.89 - 31.35	ND	
Aflatoxin G1	1.11 - 31.93	ND	
Aflatoxin G2	1.08 - 32.12	ND	
Total Aflatoxins (B1, B2, G1, and G2)		ND	

Final Approval

 K. Winternheimer PREPARED BY / DATE	Karen Winternheimer 15Nov2024 08:11:00 AM MST	 S. Smith APPROVED BY / DATE	Sam Smith 15Nov2024 08:24:00 AM MST
--	---	---	---

Microbial Contaminants - Colorado Compliance

Test ID: T000293395
Methods: TM25 (qPCR) TM24, TM26, TM27 (Culture Plating): Microbial (Colorado Panel)

	Method	LOD	Quantitation Range	Result	Notes
STEC	TM25: PCR	10 ⁰ CFU/25g	NA	Absent	Free from visual mold, mildew, and foreign matter
Salmonella	TM25: PCR	10 ⁰ CFU/25g	NA	Absent	
Total Yeast and Mold*	TM24: Culture Plating	10 ¹ CFU/g	1.0x10 ² - 1.5x10 ⁴	None Detected	
Total Aerobic Count*	TM26: Culture Plating	10 ² CFU/g	1.0x10 ³ - 1.5x10 ⁵	None Detected	
Total Coliforms*	TM27: Culture Plating	10 ¹ CFU/g	1.0x10 ² - 1.5x10 ⁴	None Detected	

Final Approval

 B. Hudson PREPARED BY / DATE	Brett Hudson 15Nov2024 02:48:00 PM MST	 N. Langer APPROVED BY / DATE	Nora Langer 15Nov2024 04:36:00 PM MST
---	--	--	---

Prepared for:
EXTRACT LABS

1399 Horizon Ave
Lafayette, CO USA 80026

Gummies-10mg CBD:10mg D9/gummy-Blue Raspberry

Batch ID or Lot Number: 24E5060511	Test, Test ID and Methods: Various	Matrix: Finished Product	Page 2 of 4
Reported: 15Nov2024	Started: 13Nov2024	Received: 11Nov2024	

Cannabinoids - Colorado Compliance


Test ID: T000293394


Methods: TM14 (HPLC-DAD): Potency - Broad

Spectrum Analysis, 0.01% THC

	LOD (%)	LOQ (%)	Result (%)	Result (mg/g)	Notes
Cannabichromene (CBC)	0.008	0.026	ND	ND	
Cannabichromenic Acid (CBCA)	0.008	0.024	ND	ND	
Cannabidiol (CBD)	0.020	0.070	0.210	2.10	
Cannabidiolic Acid (CBDA)	0.021	0.071	ND	ND	
Cannabidivarin (CBDV)	0.005	0.016	ND	ND	
Cannabidivarinic Acid (CBDVA)	0.009	0.030	ND	ND	
Cannabigerol (CBG)	0.005	0.015	ND	ND	
Cannabigerolic Acid (CBGA)	0.020	0.062	ND	ND	
Cannabinol (CBN)	0.006	0.019	ND	ND	
Cannabinolic Acid (CBNA)	0.014	0.042	ND	ND	
Delta 8-Tetrahydrocannabinol (Delta 8-THC)	0.024	0.074	ND	ND	
Delta 9-Tetrahydrocannabinol (Delta 9-THC)	0.004	0.011	0.205	2.05	
Delta 9-Tetrahydrocannabinolic Acid (THCA-A)	0.003	0.010	ND	ND	
Tetrahydrocannabivarin (THCV)	0.004	0.013	ND	ND	
Tetrahydrocannabivarinic Acid (THCVA)	0.017	0.052	ND	ND	
Total Cannabinoids			0.415	4.15	
Total Potential THC			0.205	2.05	
Total Potential CBD			0.210	2.10	

Final Approval


Sam Smith
15Nov2024
10:29:00 AM MST
PREPARED BY / DATE


Karen Winternheimer
15Nov2024
10:34:00 AM MST
APPROVED BY / DATE

Prepared for:
EXTRACT LABS

1399 Horizon Ave
Lafayette, CO USA 80026

Gummies-10mg CBD:10mg D9/gummy-Blue Raspberry

Batch ID or Lot Number: 24E5060511	Test, Test ID and Methods: Various	Matrix: Finished Product	Page 3 of 4
Reported: 15Nov2024	Started: 13Nov2024	Received: 11Nov2024	

**Residual Solvents -
Colorado Compliance**


Test ID: T000293397
Methods: TM04 (GC-MS): Residual

Solvents	Dynamic Range (ppm)	Result (ppm)	Notes
Propane	78 - 1562	ND	
Butanes (Isobutane, n-Butane)	160 - 3207	ND	
Methanol	58 - 1170	ND	
Pentane	85 - 1691	ND	
Ethanol	87 - 1750	285	
Acetone	94 - 1882	ND	
Isopropyl Alcohol	99 - 1989	ND	
Hexane	6 - 117	ND	
Ethyl Acetate	97 - 1938	ND	
Benzene	0.2 - 3.9	ND	
Heptanes	92 - 1844	ND	
Toluene	17 - 350	ND	
Xylenes (m,p,o-Xylenes)	128 - 2565	ND	

Final Approval


Judith Marquez
14Nov2024
03:40:00 PM MST

PREPARED BY / DATE


Sam Smith
15Nov2024
08:16:00 AM MST

APPROVED BY / DATE

Prepared for:
EXTRACT LABS

1399 Horizon Ave
Lafayette, CO USA 80026

Gummies-10mg CBD:10mg D9/gummy-Blue Raspberry

Batch ID or Lot Number: 24E5060511	Test, Test ID and Methods: Various	Matrix: Finished Product	Page 4 of 4
Reported: 15Nov2024	Started: 13Nov2024	Received: 11Nov2024	

Heavy Metals - Colorado Compliance

Test ID: T000293396


Methods: TM19 (ICP-MS): Heavy

Metals	Dynamic Range (ppm)	Result (ppm)	Notes
Arsenic	0.05 - 4.51	ND	
Cadmium	0.04 - 4.34	ND	
Mercury	0.04 - 4.41	ND	
Lead	0.05 - 4.82	ND	

Final Approval


Judith Marquez
15Nov2024
03:12:00 PM MST

PREPARED BY / DATE


Sam Smith
18Nov2024
08:34:00 AM MST

APPROVED BY / DATE



<https://results.botanacor.com/api/v1/coas/uuid/5e084a32-d904-4ce1-a8d5-d5def932ff5e>

Definitions
LOD = Limit of Detection, ULOQ = Upper Limit of Quantitation, LLOQ = Lower Limit of Quantitation, PPB = Parts per Billion, % = % (w/w) = Percent (weight of analyte / weight of product). ND = None Detected (defined by dynamic range of the method). Total Potential Delta 9-THC or CBD is calculated to take into account the loss of a carboxyl group during decarboxylation step, using the following formulas: Total Potential Delta 9-THC = Delta 9-THC + (Delta 9-THCa *(0.877)) and Total CBD = CBD + (CBDa *(0.877)). Fail equates to a concentration level of Delta 9-THC, on a dry weight basis, higher than 0.3 percent + or - the measurement uncertainty. Total Potential THC is calculated using the following formulas to take into account the loss of a carboxyl group during decarboxylation step. Total THC = THC + (THCa *(0.877)). ALOQ = Above Limit Of Quantitation (defined by dynamic range of the method), CFU/g = Colony Forming Units per Gram. Values recorded in scientific notation, a common microbial practice of expressing numbers that are too large to be conveniently written in decimal form. Examples: 10² = 100 CFU, 10³ = 1,000 CFU, 10⁴ = 10,000 CFU, 10⁵ = 100,000 CFU.

Testing results are based solely upon the sample submitted to SC Laboratories, Inc., in the condition it was received. SC Laboratories, Inc., warrants that all analytical work is conducted professionally in accordance with all applicable standard laboratory practices using validated methods. Data was generated using an unbroken chain of comparison to NIST traceable Reference Standards and Certified Reference Materials. This report may not be reproduced, except in full, without the written approval of SC Laboratories, Inc. ISO/IEC 17025:2017 A2LA Cert #: 4329.02 Chemical; 4329.03 Biological. Some tests listed on this COA may not be within our scope of A2LA accreditation. Please visit [A2LA for more details](#).



Cert #4329.02
5e084a32d9044ce1a8d5d5def932ff5e.1

SAMPLE DETAILS

SAMPLE NAME: Gummies-10mg CBD:10mg D9/gummy-Blue Raspberry
Infused, Solid Edible

CULTIVATOR / MANUFACTURER

Business Name:
License Number:
Address:

DISTRIBUTOR / TESTED FOR

Business Name: Extract Labs
License Number:
Address:

SAMPLE DETAIL


Batch Number: 24E5060511
Sample ID: 241113K013

Date Collected: 11/13/2024
Date Received: 11/13/2024
Batch Size:
Sample Size: 1.0 units
Unit Mass:
Serving Size:



Scan QR code to verify
authenticity of results.

SAFETY ANALYSIS - SUMMARY


Pesticides:  **PASS**

For quality assurance purposes. Not a Regulatory Hemp Lab Test Report. These results relate only to the sample included on this report. This report shall not be reproduced, except in full, without written approval of the laboratory.

Sample Certification: California Code of Regulations Title 4 Division 19. Department of Cannabis Control Business and Professions Code. Reference: Sections 26100, 26104 and 26110, Business and Professions Code.

Decision Rule: Statements of conformity (e.g. Pass/Fail) to specifications are made in this report without taking measurement uncertainty into account. Where statements of conformity are made in this report, the following decision rules are applied: PASS - Results within limits/specifications, FAIL - Results exceed limits/specifications.

References: limit of detection (LOD), limit of quantification (LOQ), not detected (ND), not tested (NT)


LQC verified by: Juan Romero-Cortez
Job Title: Laboratory Analyst II
Date: 11/16/2024


Approved by: Josh Wurzer
Job Title: Chief Compliance Officer
Date: 11/16/2024



Pesticide Analysis

PESTICIDE TEST RESULTS - 11/16/2024 ✔ PASS

Pesticide and plant growth regulator analysis utilizing high-performance liquid chromatography-mass spectrometry (HPLC-MS) or gas chromatography-mass spectrometry (GC-MS). ‡Analytes part of our California Select Panel.

*GC-MS utilized where indicated.

Method: QSP 1212 - Analysis of Pesticides and Mycotoxins by LC-MS or QSP 1213 - Analysis of Pesticides by GC-MS

COMPOUND	LOD/LOQ (µg/g)	ACTION LIMIT (µg/g)	MEASUREMENT UNCERTAINTY (µg/g)	RESULT (µg/g)	RESULT
Abamectin	0.032 / 0.097	0.3	N/A	ND	PASS
Acephate	0.006 / 0.018	5	N/A	ND	PASS
Acequinocyl	0.009 / 0.027	4	N/A	ND	PASS
Acetamiprid	0.016 / 0.049	5	N/A	ND	PASS
Aldicarb	0.030 / 0.090	≥ LOD	N/A	ND	PASS
Allethrin	0.030 / 0.092		N/A	ND	
Atrazine	0.006 / 0.019		N/A	ND	
Azadirachtin	0.082 / 0.248		N/A	ND	
Azoxystrobin	0.003 / 0.009	40	N/A	ND	PASS
Benzovindiflupyr	0.003 / 0.009		N/A	ND	
Bifenazate	0.003 / 0.009	5	N/A	ND	PASS
Bifenthrin	0.021 / 0.064	0.5	N/A	ND	PASS
Boscalid	0.003 / 0.009	10	N/A	ND	PASS
Buprofezin†	0.006 / 0.019		N/A	ND	
Captan	0.045 / 0.135	5	N/A	ND	PASS
Carbaryl	0.007 / 0.020	0.5	N/A	ND	PASS
Carbofuran	0.003 / 0.008	≥ LOD	N/A	ND	PASS
Chlorantraniliprole	0.006 / 0.018	40	N/A	ND	PASS
Chlordane*	0.010 / 0.032	≥ LOD	N/A	ND	PASS
Chlorfenapyr*	0.005 / 0.015	≥ LOD	N/A	ND	PASS
Chlormequat chloride	0.022 / 0.066		N/A	ND	
Chlorpyrifos	0.013 / 0.039	≥ LOD	N/A	ND	PASS
Clofentezine	0.003 / 0.009	0.5	N/A	ND	PASS
Clothianidin	0.008 / 0.025		N/A	ND	
Coumaphos	0.003 / 0.010	≥ LOD	N/A	ND	PASS
Cyantraniliprole	0.003 / 0.010		N/A	ND	
Cyfluthrin	0.052 / 0.159	1	N/A	ND	PASS
Cypermethrin	0.051 / 0.153	1	N/A	ND	PASS
Cyprodinil†	0.003 / 0.008		N/A	ND	
Daminozide	0.026 / 0.077	≥ LOD	N/A	ND	PASS
Deltamethrin	0.059 / 0.180		N/A	ND	
Diazinon	0.006 / 0.017	0.2	N/A	ND	PASS
Dichlorvos (DDVP)	0.012 / 0.038	≥ LOD	N/A	ND	PASS
Dimethoate	0.003 / 0.009	≥ LOD	N/A	ND	PASS
Dimethomorph	0.016 / 0.050	20	N/A	ND	PASS
Dinotefuran	0.010 / 0.030		N/A	ND	
Diuron	0.013 / 0.040		N/A	ND	
Dodemorph	0.012 / 0.035		N/A	ND	
Endosulfan sulfate	0.016 / 0.048		N/A	ND	
Endosulfan-α*	0.004 / 0.014		N/A	ND	
Endosulfan-β*	0.006 / 0.019		N/A	ND	

Continued on next page



Pesticide Analysis *Continued*

PESTICIDE TEST RESULTS - 11/16/2024 *continued* ✔ PASS

COMPOUND	LOD/LOQ (µg/g)	ACTION LIMIT (µg/g)	MEASUREMENT UNCERTAINTY (µg/g)	RESULT (µg/g)	RESULT
Ethoprophos	0.003 / 0.009	≥ LOD	N/A	ND	PASS
Etofenprox	0.014 / 0.042	≥ LOD	N/A	ND	PASS
Etozazole	0.007 / 0.020	1.5	N/A	ND	PASS
Etridiazole*	0.002 / 0.005		N/A	ND	
Fenhexamid	0.003 / 0.008	10	N/A	ND	PASS
Fenoxycarb	0.003 / 0.010	≥ LOD	N/A	ND	PASS
Fenpyroximate	0.007 / 0.020	2	N/A	ND	PASS
Fensulfothion	0.003 / 0.010		N/A	ND	
Fenthion	0.003 / 0.010		N/A	ND	
Fenvalerate [‡]	0.033 / 0.099		N/A	ND	
Fipronil	0.003 / 0.010	≥ LOD	N/A	ND	PASS
Flonicamid	0.007 / 0.022	2	N/A	ND	PASS
Fludioxonil	0.003 / 0.010	30	N/A	ND	PASS
Fluopyram [‡]	0.003 / 0.009		N/A	ND	
Hexythiazox	0.003 / 0.010	2	N/A	ND	PASS
Imazalil	0.003 / 0.009	≥ LOD	N/A	ND	PASS
Imidacloprid	0.003 / 0.010	3	N/A	ND	PASS
Iprodione	0.077 / 0.233		N/A	ND	
Kinoprene	0.077 / 0.233		N/A	ND	
Kresoxim-methyl	0.006 / 0.019	1	N/A	ND	PASS
λ-Cyhalothrin	0.068 / 0.206		N/A	ND	
Malathion	0.003 / 0.009	5	N/A	ND	PASS
Metalaxyl	0.003 / 0.010	15	N/A	ND	PASS
Methiocarb	0.003 / 0.008	≥ LOD	N/A	ND	PASS
Methomyl	0.008 / 0.025	0.1	N/A	ND	PASS
Methoprene [‡]	0.172 / 0.521		N/A	ND	
Mevinphos	0.008 / 0.024	≥ LOD	N/A	ND	PASS
MGK-264	0.015 / 0.047		N/A	ND	
Myclobutanil	0.003 / 0.009	9	N/A	ND	PASS
Naled	0.021 / 0.064	0.5	N/A	ND	PASS
Novaluron	0.002 / 0.005		N/A	ND	
Oxamyl	0.017 / 0.051	0.2	N/A	ND	PASS
Paclobutrazol	0.003 / 0.010	≥ LOD	N/A	ND	PASS
Parathion-methyl	0.016 / 0.050	≥ LOD	N/A	ND	PASS
Pentachloronitrobenzene (Quintozene)*	0.004 / 0.012	0.2	N/A	ND	PASS
Permethrin	0.056 / 0.168	20	N/A	ND	PASS
Phenothrin	0.016 / 0.047		N/A	ND	
Phosmet	0.007 / 0.020	0.2	N/A	ND	PASS
Piperonyl Butoxide	0.010 / 0.029	8	N/A	ND	PASS
Pirimicarb	0.003 / 0.009		N/A	ND	
Prallethrin	0.015 / 0.046	0.4	N/A	ND	PASS

Continued on next page



Pesticide Analysis *Continued*

PESTICIDE TEST RESULTS - 11/16/2024 *continued* ✔ PASS

COMPOUND	LOD/LOQ (µg/g)	ACTION LIMIT (µg/g)	MEASUREMENT UNCERTAINTY (µg/g)	RESULT (µg/g)	RESULT
Propiconazole	0.027 / 0.080	20	N/A	ND	PASS
Propoxur	0.003 / 0.008	≥ LOD	N/A	ND	PASS
Pyraclostrobin	0.003 / 0.010		N/A	ND	
Pyrethrins	0.016 / 0.049	1	N/A	ND	PASS
Pyridaben	0.005 / 0.017	3	N/A	ND	PASS
Pyriproxyfen	0.003 / 0.009		N/A	ND	
Resmethrin	0.013 / 0.039		N/A	ND	
Spinetoram	0.003 / 0.010	3	N/A	ND	PASS
Spinosad	0.003 / 0.010	3	N/A	ND	PASS
Spirodiclofen	0.031 / 0.093		N/A	ND	
Spiromesifen	0.016 / 0.050	12	N/A	ND	PASS
Spirotetramat	0.003 / 0.010	13	N/A	ND	PASS
Spiroxamine	0.020 / 0.062	≥ LOD	N/A	ND	PASS
Tebuconazole	0.003 / 0.010	2	N/A	ND	PASS
Tebufenozide	0.003 / 0.008		N/A	ND	
Teflubenzuron	0.007 / 0.022		N/A	ND	
Tetrachlorvinphos	0.003 / 0.008		N/A	ND	
Tetramethrin	0.021 / 0.063		N/A	ND	
Thiabendazole	0.006 / 0.020		N/A	ND	
Thiacloprid	0.003 / 0.009	≥ LOD	N/A	ND	PASS
Thiamethoxam	0.003 / 0.010	4.5	N/A	ND	PASS
Thiophanate-methyl	0.013 / 0.040		N/A	ND	
Trifloxystrobin	0.003 / 0.009	30	N/A	ND	PASS