

Prepared for:  
**EXTRACT LABS**

1399 Horizon Ave  
Lafayette, CO USA 80026

## Organic Muscle Cream THC Free 2000mg CBD



Batch ID or Lot Number: <b>24B1500710</b>	Test, Test ID and Methods: Various	Matrix: Finished Product	Page 1 of 4
Reported: <b>07Oct2024</b>	Started: 04Oct2024	Received: 03Oct2024	

### Mycotoxins - Colorado Compliance

Test ID: T000291200  
Methods: TM18 (UHPLC-QQQ)  
LCMS/MS: Mycotoxins

	Dynamic Range (ppb)	Result (ppb)	Notes
Ochratoxin A	1.21 - 130.62	ND	N/A
Aflatoxin B1	0.95 - 34.01	ND	
Aflatoxin B2	0.95 - 33.88	ND	
Aflatoxin G1	1.14 - 34.04	ND	
Aflatoxin G2	1.99 - 34.17	ND	
Total Aflatoxins (B1, B2, G1, and G2)		ND	

#### Final Approval

	Karen Winternheimer 07Oct2024 09:51:00 AM MDT		Sam Smith 07Oct2024 09:55:00 AM MDT
PREPARED BY / DATE		APPROVED BY / DATE	

### Heavy Metals - Colorado Compliance

Test ID: T000291198  
Methods: TM19 (ICP-MS): Heavy Metals

	Dynamic Range (ppm)	Result (ppm)	Notes
Arsenic	0.05 - 4.65	ND	
Cadmium	0.05 - 4.66	ND	
Mercury	0.05 - 4.67	ND	
Lead	0.05 - 4.99	ND	

#### Final Approval

	Judith Marquez 07Oct2024 01:06:00 PM MDT		Sam Smith 07Oct2024 02:14:00 PM MDT
PREPARED BY / DATE		APPROVED BY / DATE	

Prepared for:  
**EXTRACT LABS**

1399 Horizon Ave  
Lafayette, CO USA 80026

## Organic Muscle Cream THC Free 2000mg CBD


Batch ID or Lot Number: <b>24B1500710</b>	Test, Test ID and Methods: Various	Matrix: Finished Product	Page 2 of 4
Reported: <b>07Oct2024</b>	Started: 04Oct2024	Received: 03Oct2024	

### Residual Solvents - Colorado Compliance


Test ID: T000291199  
Methods: TM04 (GC-MS): Residual

Solvents	Dynamic Range (ppm)	Result (ppm)	Notes
Propane	81 - 1620	ND	
Butanes (Isobutane, n-Butane)	165 - 3294	ND	
Methanol	56 - 1127	ND	
Pentane	86 - 1716	ND	
Ethanol	86 - 1726	ND	
Acetone	92 - 1849	ND	
Isopropyl Alcohol	93 - 1863	ND	
Hexane	6 - 119	ND	
Ethyl Acetate	93 - 1856	ND	
Benzene	0.2 - 3.7	ND	
Heptanes	91 - 1810	ND	
Toluene	17 - 332	ND	
Xylenes (m,p,o-Xylenes)	122 - 2430	ND	

### Final Approval

  
Judith Marquez  
08Oct2024  
01:52:00 PM MDT

PREPARED BY / DATE

  
Colin Hendrickson  
08Oct2024  
04:29:00 PM MDT

APPROVED BY / DATE

Prepared for:  
**EXTRACT LABS**

1399 Horizon Ave  
Lafayette, CO USA 80026

## Organic Muscle Cream THC Free 2000mg CBD

Batch ID or Lot Number: <b>24B1500710</b>	Test, Test ID and Methods: Various	Matrix: Finished Product	Page 3 of 4
Reported: <b>07Oct2024</b>	Started: 04Oct2024	Received: 03Oct2024	

### Microbial Contaminants - Colorado Compliance

Test ID: T000291197  
Methods: TM25 (qPCR) TM24, TM26,  
TM27 (Culture Plating): Microbial  
(Colorado Panel)

	Method	LOD	Quantitation Range	Result	Notes
STEC	TM25: PCR	10 <sup>0</sup> CFU/25g	NA	Absent	Free from visual mold, mildew, and foreign matter
<i>Salmonella</i>	TM25: PCR	10 <sup>0</sup> CFU/25g	NA	Absent	
Total Yeast and Mold*	TM24: Culture Plating	10 <sup>1</sup> CFU/g	1.0x10 <sup>2</sup> - 1.5x10 <sup>4</sup>	None Detected	
Total Aerobic Count*	TM26: Culture Plating	10 <sup>2</sup> CFU/g	1.0x10 <sup>3</sup> - 1.5x10 <sup>5</sup>	None Detected	
Total Coliforms*	TM27: Culture Plating	10 <sup>1</sup> CFU/g	1.0x10 <sup>2</sup> - 1.5x10 <sup>4</sup>	None Detected	

### Final Approval



Brett Hudson  
08Oct2024  
10:39:00 AM MDT

PREPARED BY / DATE



Brianne Maillot  
08Oct2024  
10:47:00 AM MDT

APPROVED BY / DATE

Prepared for:  
**EXTRACT LABS**

1399 Horizon Ave  
Lafayette, CO USA 80026

## Organic Muscle Cream THC Free 2000mg CBD

Batch ID or Lot Number: <b>24B1500710</b>	Test, Test ID and Methods: Various	Matrix: Finished Product	Page 4 of 4
Reported: <b>07Oct2024</b>	Started: 04Oct2024	Received: 03Oct2024	


## Cannabinoids - Colorado Compliance


Test ID: T000291196

Methods: TM14 (HPLC-DAD): Potency – Standard

Cannabinoid Analysis	LOD (%)	LOQ (%)	Result (%)	Result (mg/g)	Notes
Cannabichromene (CBC)	0.007	0.025	ND	ND	
Cannabichromenic Acid (CBCA)	0.006	0.023	ND	ND	
Cannabidiol (CBD)	0.020	0.059	2.601	26.01	
Cannabidiolic Acid (CBDA)	0.020	0.061	ND	ND	
Cannabidivarin (CBDV)	0.005	0.014	<LOQ	<LOQ	
Cannabidivarinic Acid (CBDVA)	0.009	0.025	ND	ND	
Cannabigerol (CBG)	0.004	0.014	ND	ND	
Cannabigerolic Acid (CBGA)	0.016	0.060	ND	ND	
Cannabinol (CBN)	0.005	0.019	ND	ND	
Cannabinolic Acid (CBNA)	0.011	0.041	ND	ND	
Delta 8-Tetrahydrocannabinol (Delta 8-THC)	0.019	0.071	ND	ND	
Delta 9-Tetrahydrocannabinol (Delta 9-THC)	0.018	0.064	ND	ND	
Delta 9-Tetrahydrocannabinolic Acid (THCA-A)	0.016	0.057	ND	ND	
Tetrahydrocannabivarin (THCV)	0.004	0.013	ND	ND	
Tetrahydrocannabivarinic Acid (THCVA)	0.014	0.050	ND	ND	
<b>Total Cannabinoids</b>			<b>2.601</b>	<b>26.01</b>	
Total Potential THC			ND	ND	
Total Potential CBD			2.601	26.01	

### Final Approval

  
Samantha Smith  
09Oct2024  
02:24:00 PM MDT  
PREPARED BY / DATE

  
Karen Winternheimer  
09Oct2024  
02:25:00 PM MDT  
APPROVED BY / DATE



<https://results.botanacor.com/api/v1/coas/uuid/21639eb0-0731-481c-8870-4272cad9bc92>

**Definitions**  
LOD = Limit of Detection, ULOQ = Upper Limit of Quantitation, LLOQ = Lower Limit of Quantitation, PPB = Parts per Billion, % = % (w/w) = Percent (weight of analyte / weight of product). ND = None Detected (defined by dynamic range of the method). Total Potential Delta 9-THC or CBD is calculated to take into account the loss of a carboxyl group during decarboxylation step, using the following formulas: Total Potential Delta 9-THC = Delta 9-THC + (Delta 9-THCa \*(0.877)) and Total CBD = CBD + (CBDa \*(0.877)). Fail equates to a concentration level of Delta 9-THC, on a dry weight basis, higher than 0.3 percent + or - the measurement uncertainty. Total Potential THC is calculated using the following formulas to take into account the loss of a carboxyl group during decarboxylation step. Total THC = THC + (THCa \*(0.877)). ALOQ = Above Limit Of Quantitation (defined by dynamic range of the method), CFU/g = Colony Forming Units per Gram. Values recorded in scientific notation, a common microbial practice of expressing numbers that are too large to be conveniently written in decimal form. Examples: 10<sup>2</sup> = 100 CFU, 10<sup>3</sup> = 1,000 CFU, 10<sup>4</sup> = 10,000 CFU, 10<sup>5</sup> = 100,000 CFU.

Testing results are based solely upon the sample submitted to SC Laboratories, Inc., in the condition it was received. SC Laboratories, Inc., warrants that all analytical work is conducted professionally in accordance with all applicable standard laboratory practices using validated methods. Data was generated using an unbroken chain of comparison to NIST traceable Reference Standards and Certified Reference Materials. This report may not be reproduced, except in full, without the written approval of SC Laboratories, Inc. ISO/IEC 17025:2017 A2LA Cert #: 4329.02 Chemical; 4329.03 Biological. Some tests listed on this COA may not be within our scope of A2LA accreditation. Please visit [A2LA](#) for more details.



Cert #4329.02  
21639eb00731481c88704272cad9bc92.1

**SAMPLE NAME:** Organic Muscle Cream THC Free 2000mg CBD  
Infused, Topical

**CULTIVATOR / MANUFACTURER**

**Business Name:**  
**License Number:**  
**Address:**

**DISTRIBUTOR / TESTED FOR**

**Business Name:** Extract Labs  
**License Number:**  
**Address:**

**SAMPLE DETAIL**


**Batch Number:** 24B1500710  
**Sample ID:** 241007M007

**Date Collected:** 10/07/2024  
**Date Received:** 10/07/2024  
**Batch Size:**  
**Sample Size:** 1.0 units  
**Unit Mass:**  
**Serving Size:**



Scan QR code to verify  
authenticity of results.

**SAFETY ANALYSIS - SUMMARY**


**Pesticides:**  **PASS**

For quality assurance purposes. Not a Regulatory Hemp Lab Test Report. These results relate only to the sample included on this report. This report shall not be reproduced, except in full, without written approval of the laboratory.

**Sample Certification:** California Code of Regulations Title 4 Division 19. Department of Cannabis Control Business and Professions Code. Reference: Sections 26100, 26104 and 26110, Business and Professions Code.

**Decision Rule:** Statements of conformity (e.g. Pass/Fail) to specifications are made in this report without taking measurement uncertainty into account. Where statements of conformity are made in this report, the following decision rules are applied: PASS - Results within limits/specifications, FAIL - Results exceed limits/specifications.

**References:** limit of detection (LOD), limit of quantification (LOQ), not detected (ND), not tested (NT)

  
LQC verified by: Maria Garcia  
Job Title: Senior Laboratory Analyst  
Date: 10/10/2024

  
Approved by: Josh Wurzer  
Job Title: Chief Compliance Officer  
Date: 10/10/2024



## Pesticide Analysis

PESTICIDE TEST RESULTS - 10/10/2024 ✔ PASS

Pesticide and plant growth regulator analysis utilizing high-performance liquid chromatography-mass spectrometry (HPLC-MS) or gas chromatography-mass spectrometry (GC-MS).

\*GC-MS utilized where indicated.

**Method:** QSP 1212 - Analysis of Pesticides and Mycotoxins by LC-MS or QSP 1213 - Analysis of Pesticides by GC-MS

COMPOUND	LOD/LOQ (µg/g)	ACTION LIMIT (µg/g)	MEASUREMENT UNCERTAINTY (µg/g)	RESULT (µg/g)	RESULT
Abamectin	0.032 / 0.097	0.3	N/A	ND	PASS
Acephate	0.006 / 0.018	5	N/A	ND	PASS
Acequinocyl	0.009 / 0.027	4	N/A	ND	PASS
Acetamiprid	0.016 / 0.049	5	N/A	ND	PASS
Aldicarb	0.030 / 0.090	≥ LOD	N/A	ND	PASS
Allethrin	0.030 / 0.092		N/A	ND	
Atrazine	0.006 / 0.019		N/A	ND	
Azadirachtin	0.082 / 0.248		N/A	ND	
Azoxystrobin	0.003 / 0.009	40	N/A	ND	PASS
Benzovindiflupyr	0.003 / 0.009		N/A	ND	
Bifenazate	0.003 / 0.009	5	N/A	ND	PASS
Bifenthrin	0.021 / 0.064	0.5	N/A	ND	PASS
Boscalid	0.003 / 0.009	10	N/A	ND	PASS
Buprofezin	0.006 / 0.019		N/A	ND	
Captan	0.045 / 0.135	5	N/A	ND	PASS
Carbaryl	0.007 / 0.020	0.5	N/A	ND	PASS
Carbofuran	0.003 / 0.008	≥ LOD	N/A	ND	PASS
Chlorantraniliprole	0.006 / 0.018	40	N/A	ND	PASS
Chlordane*	0.010 / 0.032	≥ LOD	N/A	ND	PASS
Chlorfenapyr*	0.005 / 0.015	≥ LOD	N/A	ND	PASS
Chlormequat chloride	0.022 / 0.066		N/A	ND	
Chlorpyrifos	0.013 / 0.039	≥ LOD	N/A	ND	PASS
Clofentezine	0.003 / 0.009	0.5	N/A	ND	PASS
Clothianidin	0.008 / 0.025		N/A	ND	
Coumaphos	0.003 / 0.010	≥ LOD	N/A	ND	PASS
Cyantraniliprole	0.003 / 0.010		N/A	ND	
Cyfluthrin	0.052 / 0.159	1	N/A	ND	PASS
Cypermethrin	0.051 / 0.153	1	N/A	ND	PASS
Cyprodinil	0.003 / 0.008		N/A	ND	
Daminozide	0.026 / 0.077	≥ LOD	N/A	ND	PASS
Deltamethrin	0.059 / 0.180		N/A	ND	
Diazinon	0.006 / 0.017	0.2	N/A	ND	PASS
Dichlorvos (DDVP)	0.012 / 0.038	≥ LOD	N/A	ND	PASS
Dimethoate	0.003 / 0.009	≥ LOD	N/A	ND	PASS
Dimethomorph	0.016 / 0.050	20	N/A	ND	PASS
Dinotefuran	0.010 / 0.030		N/A	ND	
Diuron	0.013 / 0.040		N/A	ND	
Dodemorph	0.012 / 0.035		N/A	ND	
Endosulfan sulfate	0.016 / 0.048		N/A	ND	
Endosulfan-α*	0.004 / 0.014		N/A	ND	
Endosulfan-β*	0.006 / 0.019		N/A	ND	

Continued on next page



**Pesticide Analysis** *Continued*

PESTICIDE TEST RESULTS - 10/10/2024 *continued* ✔ PASS

COMPOUND	LOD/LOQ (µg/g)	ACTION LIMIT (µg/g)	MEASUREMENT UNCERTAINTY (µg/g)	RESULT (µg/g)	RESULT
Ethoprophos	0.003 / 0.009	≥ LOD	N/A	ND	PASS
Etofenprox	0.014 / 0.042	≥ LOD	N/A	ND	PASS
Etoxazole	0.007 / 0.020	1.5	N/A	ND	PASS
Etridiazole*	0.002 / 0.005		N/A	ND	
Fenhexamid	0.003 / 0.008	10	N/A	ND	PASS
Fenoxycarb	0.003 / 0.010	≥ LOD	N/A	ND	PASS
Fenpyroximate	0.007 / 0.020	2	N/A	ND	PASS
Fensulfothion	0.003 / 0.010		N/A	ND	
Fenthion	0.003 / 0.010		N/A	ND	
Fenvalerate	0.033 / 0.099		N/A	ND	
Fipronil	0.003 / 0.010	≥ LOD	N/A	ND	PASS
Flonicamid	0.007 / 0.022	2	N/A	ND	PASS
Fludioxonil	0.003 / 0.010	30	N/A	ND	PASS
Fluopyram	0.003 / 0.009		N/A	ND	
Hexythiazox	0.003 / 0.010	2	N/A	ND	PASS
Imazalil	0.003 / 0.009	≥ LOD	N/A	ND	PASS
Imidacloprid	0.003 / 0.010	3	N/A	ND	PASS
Iprodione	0.077 / 0.233		N/A	ND	
Kinoprene	0.077 / 0.233		N/A	ND	
Kresoxim-methyl	0.006 / 0.019	1	N/A	ND	PASS
λ-Cyhalothrin	0.068 / 0.206		N/A	ND	
Malathion	0.003 / 0.009	5	N/A	ND	PASS
Metalaxyl	0.003 / 0.010	15	N/A	ND	PASS
Methiocarb	0.003 / 0.008	≥ LOD	N/A	ND	PASS
Methomyl	0.008 / 0.025	0.1	N/A	ND	PASS
Methoprene	0.172 / 0.521		N/A	ND	
Mevinphos	0.008 / 0.024	≥ LOD	N/A	ND	PASS
MGK-264	0.015 / 0.047		N/A	ND	
Myclobutanil	0.003 / 0.009	9	N/A	ND	PASS
Naled	0.021 / 0.064	0.5	N/A	ND	PASS
Novaluron	0.002 / 0.005		N/A	ND	
Oxamyl	0.017 / 0.051	0.2	N/A	ND	PASS
Paclobutrazol	0.003 / 0.010	≥ LOD	N/A	ND	PASS
Parathion-methyl	0.016 / 0.050	≥ LOD	N/A	ND	PASS
Pentachloronitrobenzene (Quintozene)*	0.004 / 0.012	0.2	N/A	ND	PASS
Permethrin	0.056 / 0.168	20	N/A	ND	PASS
Phenothrin	0.016 / 0.047		N/A	ND	
Phosmet	0.007 / 0.020	0.2	N/A	ND	PASS
Piperonyl Butoxide	0.010 / 0.029	8	N/A	ND	PASS
Pirimicarb	0.003 / 0.009		N/A	ND	
Prallethrin	0.015 / 0.046	0.4	N/A	ND	PASS

Continued on next page



**Pesticide Analysis** *Continued*

PESTICIDE TEST RESULTS - 10/10/2024 *continued* ✔ PASS

COMPOUND	LOD/LOQ (µg/g)	ACTION LIMIT (µg/g)	MEASUREMENT UNCERTAINTY (µg/g)	RESULT (µg/g)	RESULT
Propiconazole	0.027 / 0.080	20	N/A	ND	PASS
Propoxur	0.003 / 0.008	≥ LOD	N/A	ND	PASS
Pyraclostrobin	0.003 / 0.010		N/A	ND	
Pyrethrins	0.016 / 0.049	1	N/A	ND	PASS
Pyridaben	0.005 / 0.017	3	N/A	ND	PASS
Pyriproxyfen	0.003 / 0.009		N/A	ND	
Resmethrin	0.013 / 0.039		N/A	ND	
Spinetoram	0.003 / 0.010	3	N/A	ND	PASS
Spinosad	0.003 / 0.010	3	N/A	ND	PASS
Spirodiclofen	0.031 / 0.093		N/A	ND	
Spiromesifen	0.016 / 0.050	12	N/A	ND	PASS
Spirotetramat	0.003 / 0.010	13	N/A	ND	PASS
Spiroxamine	0.020 / 0.062	≥ LOD	N/A	ND	PASS
Tebuconazole	0.003 / 0.010	2	N/A	ND	PASS
Tebufenozide	0.003 / 0.008		N/A	ND	
Teflubenzuron	0.007 / 0.022		N/A	ND	
Tetrachlorvinphos	0.003 / 0.008		N/A	ND	
Tetramethrin	0.021 / 0.063		N/A	ND	
Thiabendazole	0.006 / 0.020		N/A	ND	
Thiacloprid	0.003 / 0.009	≥ LOD	N/A	ND	PASS
Thiamethoxam	0.003 / 0.010	4.5	N/A	ND	PASS
Thiophanate-methyl	0.013 / 0.040		N/A	ND	
Trifloxystrobin	0.003 / 0.009	30	N/A	ND	PASS