

Prepared for:
EXTRACT LABS

1399 Horizon Ave
Lafayette, CO USA 80026

Organic Isolate Tincture-2000mg CBD

Batch ID or Lot Number: 24T6101209	Test, Test ID and Methods: Various	Matrix: Finished Product	Page 1 of 4
Reported: 18Sep2024	Started: 18Sep2024	Received: 16Sep2024	

Heavy Metals - Colorado Compliance


Test ID: T000290129
Methods: TM19 (ICP-MS): Heavy

Metals	Dynamic Range (ppm)	Result (ppm)	Notes
Arsenic	0.05 - 4.53	ND	
Cadmium	0.05 - 4.67	ND	
Mercury	0.05 - 4.53	ND	
Lead	0.05 - 4.58	ND	

Final Approval


Judith Marquez
18Sep2024
02:56:00 PM MDT

PREPARED BY / DATE


Sam Smith
18Sep2024
03:11:00 PM MDT


APPROVED BY / DATE

Cannabinoids - Colorado Compliance


Test ID: T000290127
Methods: TM14 (HPLC-DAD): Potency - Standard

Cannabinoid Analysis	LOD (%)	LOQ (%)	Result (%)	Result (mg/g)	Notes
Cannabichromene (CBC)	0.007	0.023	ND	ND	
Cannabichromenic Acid (CBCA)	0.007	0.021	ND	ND	
Cannabidiol (CBD)	0.020	0.054	7.330	73.30	
Cannabidiolic Acid (CBDA)	0.020	0.056	ND	ND	
Cannabidivarin (CBDV)	0.005	0.013	0.021	0.21	
Cannabidivarinic Acid (CBDVA)	0.009	0.023	ND	ND	
Cannabigerol (CBG)	0.004	0.013	ND	ND	
Cannabigerolic Acid (CBGA)	0.018	0.055	ND	ND	
Cannabinol (CBN)	0.006	0.017	ND	ND	
Cannabinolic Acid (CBNA)	0.012	0.037	ND	ND	
Delta 8-Tetrahydrocannabinol (Delta 8-THC)	0.021	0.065	ND	ND	
Delta 9-Tetrahydrocannabinol (Delta 9-THC)	0.019	0.059	ND	ND	
Delta 9-Tetrahydrocannabinolic Acid (THCA-A)	0.017	0.053	ND	ND	
Tetrahydrocannabivarin (THCV)	0.004	0.012	ND	ND	
Tetrahydrocannabivarinic Acid (THCVA)	0.015	0.046	ND	ND	
Total Cannabinoids			7.351	73.51	
Total Potential THC			ND	ND	
Total Potential CBD			7.330	73.30	

Final Approval


Sam Smith
19Sep2024
04:11:00 PM MDT

PREPARED BY / DATE


Karen Winternheimer
19Sep2024
04:12:00 PM MDT

APPROVED BY / DATE

Prepared for:
EXTRACT LABS

1399 Horizon Ave
Lafayette, CO USA 80026

Organic Isolate Tincture-2000mg CBD

Batch ID or Lot Number: 24T6101209	Test, Test ID and Methods: Various	Matrix: Finished Product	Page 2 of 4
Reported: 18Sep2024	Started: 18Sep2024	Received: 16Sep2024	


Residual Solvents - Colorado Compliance

Test ID: T000290130


Methods: TM04 (GC-MS): Residual

Solvents	Dynamic Range (ppm)	Result (ppm)	Notes
Propane	91 - 1817	ND	
Butanes (Isobutane, n-Butane)	182 - 3648	ND	
Methanol	59 - 1181	ND	
Pentane	93 - 1868	ND	
Ethanol	88 - 1752	ND	
Acetone	102 - 2031	ND	
Isopropyl Alcohol	99 - 1973	ND	
Hexane	6 - 129	ND	
Ethyl Acetate	102 - 2038	ND	
Benzene	0.2 - 4.1	ND	
Heptanes	100 - 1999	ND	
Toluene	18 - 356	ND	
Xylenes (m,p,o-Xylenes)	122 - 2437	ND	

Final Approval


Sam Smith
20Sep2024
03:17:00 PM MDT

PREPARED BY / DATE


Karen Winternheimer
20Sep2024
03:18:00 PM MDT

APPROVED BY / DATE

Prepared for:
EXTRACT LABS

1399 Horizon Ave
Lafayette, CO USA 80026

Organic Isolate Tincture-2000mg CBD

Batch ID or Lot Number: 24T6101209	Test, Test ID and Methods: Various	Matrix: Finished Product	Page 3 of 4
Reported: 18Sep2024	Started: 18Sep2024	Received: 16Sep2024	

Microbial Contaminants - Colorado Compliance

Test ID: T000290128
Methods: TM25 (qPCR) TM24, TM26, TM27 (Culture Plating): Microbial (Colorado Panel)

	Method	LOD	Quantitation Range	Result	Notes
STEC	TM25: PCR	10 ⁰ CFU/25g	NA	Absent	Free from visual mold, mildew, and foreign matter
<i>Salmonella</i>	TM25: PCR	10 ⁰ CFU/25g	NA	Absent	
Total Yeast and Mold*	TM24: Culture Plating	10 ¹ CFU/g	1.0x10 ² - 1.5x10 ⁴	None Detected	
Total Aerobic Count*	TM26: Culture Plating	10 ² CFU/g	1.0x10 ³ - 1.5x10 ⁵	None Detected	
Total Coliforms*	TM27: Culture Plating	10 ¹ CFU/g	1.0x10 ² - 1.5x10 ⁴	None Detected	

Final Approval



	Nora Langer 20Sep2024 03:57:00 PM MDT		Brett Hudson 20Sep2024 04:01:00 PM MDT
PREPARED BY / DATE		APPROVED BY / DATE	

Mycotoxins - Colorado Compliance

Test ID: T000290131
Methods: TM18 (UHPLC-QQQ)
LCMS/MS: Mycotoxins

	Dynamic Range (ppb)	Result (ppb)	Notes
Ochratoxin A	3.71 - 130.77	ND	N/A
Aflatoxin B1	1.05 - 33.39	ND	
Aflatoxin B2	1.02 - 33.06	ND	
Aflatoxin G1	1.18 - 32.57	ND	
Aflatoxin G2	1.21 - 33.59	ND	
Total Aflatoxins (B1, B2, G1, and G2)		ND	

Final Approval

	Karen Winterheimer 21Sep2024 12:18:00 PM MDT		Sam Smith 21Sep2024 12:19:00 PM MDT
PREPARED BY / DATE		APPROVED BY / DATE	

Prepared for:
EXTRACT LABS

1399 Horizon Ave
Lafayette, CO USA 80026

Organic Isolate Tincture-2000mg CBD

Batch ID or Lot Number: 24T6101209	Test, Test ID and Methods: Various	Matrix: Finished Product	Page 4 of 4
Reported: 18Sep2024	Started: 18Sep2024	Received: 16Sep2024	



<https://results.botanacor.com/api/v1/coas/uuid/669a9cf7-d20d-465e-b6ce-bcb75407bf98>

Definitions
LOD = Limit of Detection, ULOQ = Upper Limit of Quantitation, LLOQ = Lower Limit of Quantitation, PPB = Parts per Billion, % = % (w/w) = Percent (weight of analyte / weight of product). ND = None Detected (defined by dynamic range of the method). Total Potential Delta 9-THC or CBD is calculated to take into account the loss of a carboxyl group during decarboxylation step, using the following formulas: Total Potential Delta 9-THC = Delta 9-THC + (Delta 9-THCa * (0.877)) and Total CBD = CBD + (CBDa * (0.877)). Fail equates to a concentration level of Delta 9-THC, on a dry weight basis, higher than 0.3 percent + or - the measurement uncertainty. Total Potential THC is calculated using the following formulas to take into account the loss of a carboxyl group during decarboxylation step. Total THC = THC + (THCa * (0.877)). ALOQ = Above Limit Of Quantitation (defined by dynamic range of the method), CFU/g = Colony Forming Units per Gram. Values recorded in scientific notation, a common microbial practice of expressing numbers that are too large to be conveniently written in decimal form. Examples: 10² = 100 CFU, 10³ = 1,000 CFU, 10⁴ = 10,000 CFU, 10⁵ = 100,000 CFU.


Testing results are based solely upon the sample submitted to SC Laboratories, Inc., in the condition it was received. SC Laboratories, Inc., warrants that all analytical work is conducted professionally in accordance with all applicable standard laboratory practices using validated methods. Data was generated using an unbroken chain of comparison to NIST traceable Reference Standards and Certified Reference Materials. This report may not be reproduced, except in full, without the written approval of SC Laboratories, Inc. ISO/IEC 17025:2017 A2LA Cert #: 4329.02 Chemical; 4329.03 Biological. Some tests listed on this COA may not be within our scope of A2LA accreditation. Please visit [A2LA for more details](#).



Cert #4329.02
669a9cf7d20d465eb6cebcb75407bf98.1

SAMPLE NAME: Organic Isolate Tincture-2000mg CBD

Other

CULTIVATOR / MANUFACTURER**Business Name:****License Number:****Address:****DISTRIBUTOR / TESTED FOR****Business Name:** Extract Labs**License Number:****Address:****SAMPLE DETAIL****Batch Number:** 24T6101209**Sample ID:** 240917P001**Date Collected:** 09/17/2024**Date Received:** 09/17/2024**Batch Size:****Sample Size:** 1.0 units**Unit Mass:****Serving Size:**Scan QR code to verify
authenticity of results.**SAFETY ANALYSIS - SUMMARY****Pesticides:**  **PASS**

For quality assurance purposes. Not a Regulatory Hemp Lab Test Report. These results relate only to the sample included on this report. This report shall not be reproduced, except in full, without written approval of the laboratory.

Sample Certification: California Code of Regulations Title 4 Division 19. Department of Cannabis Control Business and Professions Code. Reference: Sections 26100, 26104 and 26110, Business and Professions Code.

Decision Rule: Statements of conformity (e.g. Pass/Fail) to specifications are made in this report without taking measurement uncertainty into account. Where statements of conformity are made in this report, the following decision rules are applied: PASS - Results within limits/specifications, FAIL - Results exceed limits/specifications.

References: limit of detection (LOD), limit of quantification (LOQ), not detected (ND), not tested (NT)

LQC verified by: Michael Pham
Job Title: Senior Laboratory Analyst
Date: 09/19/2024Approved by: Josh Wurzer
Job Title: Chief Compliance Officer
Date: 09/19/2024



Pesticide Analysis

PESTICIDE TEST RESULTS - 09/19/2024 ✔ PASS

Pesticide and plant growth regulator analysis utilizing high-performance liquid chromatography-mass spectrometry (HPLC-MS) or gas chromatography-mass spectrometry (GC-MS).

*GC-MS utilized where indicated.

Method: QSP 1212 - Analysis of Pesticides and Mycotoxins by LC-MS or QSP 1213 - Analysis of Pesticides by GC-MS

COMPOUND	LOD/LOQ (µg/g)	ACTION LIMIT (µg/g)	MEASUREMENT UNCERTAINTY (µg/g)	RESULT (µg/g)	RESULT
Abamectin	0.032 / 0.097	0.3	N/A	ND	PASS
Acephate	0.006 / 0.018	5	N/A	ND	PASS
Acequinocyl	0.009 / 0.027	4	N/A	ND	PASS
Acetamiprid	0.016 / 0.049	5	N/A	ND	PASS
Aldicarb	0.030 / 0.090	≥ LOD	N/A	ND	PASS
Allethrin	0.030 / 0.092		N/A	ND	
Atrazine	0.006 / 0.019		N/A	ND	
Azadirachtin	0.082 / 0.248		N/A	ND	
Azoxystrobin	0.003 / 0.009	40	N/A	ND	PASS
Benzovindiflupyr	0.003 / 0.009		N/A	ND	
Bifenazate	0.003 / 0.009	5	N/A	ND	PASS
Bifenthrin	0.021 / 0.064	0.5	N/A	ND	PASS
Boscalid	0.003 / 0.009	10	N/A	ND	PASS
Buprofezin	0.006 / 0.019		N/A	ND	
Captan	0.045 / 0.135	5	N/A	ND	PASS
Carbaryl	0.007 / 0.020	0.5	N/A	ND	PASS
Carbofuran	0.003 / 0.008	≥ LOD	N/A	ND	PASS
Chlorantraniliprole	0.006 / 0.018	40	N/A	ND	PASS
Chlordane*	0.010 / 0.032	≥ LOD	N/A	ND	PASS
Chlorfenapyr*	0.005 / 0.015	≥ LOD	N/A	ND	PASS
Chlormequat chloride	0.022 / 0.066		N/A	ND	
Chlorpyrifos	0.013 / 0.039	≥ LOD	N/A	ND	PASS
Clofentezine	0.003 / 0.009	0.5	N/A	ND	PASS
Clothianidin	0.008 / 0.025		N/A	ND	
Coumaphos	0.003 / 0.010	≥ LOD	N/A	ND	PASS
Cyantraniliprole	0.003 / 0.010		N/A	ND	
Cyfluthrin	0.052 / 0.159	1	N/A	ND	PASS
Cypermethrin	0.051 / 0.153	1	N/A	ND	PASS
Cyprodinil	0.003 / 0.008		N/A	ND	
Daminozide	0.026 / 0.077	≥ LOD	N/A	ND	PASS
Deltamethrin	0.059 / 0.180		N/A	ND	
Diazinon	0.006 / 0.017	0.2	N/A	ND	PASS
Dichlorvos (DDVP)	0.012 / 0.038	≥ LOD	N/A	ND	PASS
Dimethoate	0.003 / 0.009	≥ LOD	N/A	ND	PASS
Dimethomorph	0.016 / 0.050	20	N/A	ND	PASS
Dinotefuran	0.010 / 0.030		N/A	ND	
Diuron	0.013 / 0.040		N/A	ND	
Dodemorph	0.012 / 0.035		N/A	ND	
Endosulfan sulfate	0.016 / 0.048		N/A	ND	
Endosulfan-α*	0.004 / 0.014		N/A	ND	
Endosulfan-β*	0.006 / 0.019		N/A	ND	

Continued on next page



Pesticide Analysis *Continued*

PESTICIDE TEST RESULTS - 09/19/2024 *continued* ✔ PASS

COMPOUND	LOD/LOQ (µg/g)	ACTION LIMIT (µg/g)	MEASUREMENT UNCERTAINTY (µg/g)	RESULT (µg/g)	RESULT
Ethoprophos	0.003 / 0.009	≥ LOD	N/A	ND	PASS
Etofenprox	0.014 / 0.042	≥ LOD	N/A	ND	PASS
Etoxazole	0.007 / 0.020	1.5	N/A	ND	PASS
Etridiazole*	0.002 / 0.005		N/A	ND	
Fenhexamid	0.003 / 0.008	10	N/A	ND	PASS
Fenoxycarb	0.003 / 0.010	≥ LOD	N/A	ND	PASS
Fenpyroximate	0.007 / 0.020	2	N/A	ND	PASS
Fensulfothion	0.003 / 0.010		N/A	ND	
Fenthion	0.003 / 0.010		N/A	ND	
Fenvalerate	0.033 / 0.099		N/A	ND	
Fipronil	0.003 / 0.010	≥ LOD	N/A	ND	PASS
Flonicamid	0.007 / 0.022	2	N/A	ND	PASS
Fludioxonil	0.003 / 0.010	30	N/A	ND	PASS
Fluopyram	0.003 / 0.009		N/A	ND	
Hexythiazox	0.003 / 0.010	2	N/A	ND	PASS
Imazalil	0.003 / 0.009	≥ LOD	N/A	ND	PASS
Imidacloprid	0.003 / 0.010	3	N/A	ND	PASS
Iprodione	0.077 / 0.233		N/A	ND	
Kinoprene	0.077 / 0.233		N/A	ND	
Kresoxim-methyl	0.006 / 0.019	1	N/A	ND	PASS
λ-Cyhalothrin	0.068 / 0.206		N/A	ND	
Malathion	0.003 / 0.009	5	N/A	ND	PASS
Metalaxyl	0.003 / 0.010	15	N/A	ND	PASS
Methiocarb	0.003 / 0.008	≥ LOD	N/A	ND	PASS
Methomyl	0.008 / 0.025	0.1	N/A	ND	PASS
Methoprene	0.172 / 0.521		N/A	ND	
Mevinphos	0.008 / 0.024	≥ LOD	N/A	ND	PASS
MGK-264	0.015 / 0.047		N/A	ND	
Myclobutanil	0.003 / 0.009	9	N/A	ND	PASS
Naled	0.021 / 0.064	0.5	N/A	ND	PASS
Novaluron	0.002 / 0.005		N/A	ND	
Oxamyl	0.017 / 0.051	0.2	N/A	ND	PASS
Paclobutrazol	0.003 / 0.010	≥ LOD	N/A	ND	PASS
Parathion-methyl	0.016 / 0.050	≥ LOD	N/A	ND	PASS
Pentachloronitrobenzene (Quintozene)*	0.004 / 0.012	0.2	N/A	ND	PASS
Permethrin	0.056 / 0.168	20	N/A	ND	PASS
Phenothrin	0.016 / 0.047		N/A	ND	
Phosmet	0.007 / 0.020	0.2	N/A	ND	PASS
Piperonyl Butoxide	0.010 / 0.029	8	N/A	ND	PASS
Pirimicarb	0.003 / 0.009		N/A	ND	
Prallethrin	0.015 / 0.046	0.4	N/A	ND	PASS

Continued on next page



Pesticide Analysis *Continued*

PESTICIDE TEST RESULTS - 09/19/2024 *continued* ✔ PASS

COMPOUND	LOD/LOQ (µg/g)	ACTION LIMIT (µg/g)	MEASUREMENT UNCERTAINTY (µg/g)	RESULT (µg/g)	RESULT
Propiconazole	0.027 / 0.080	20	N/A	ND	PASS
Propoxur	0.003 / 0.008	≥ LOD	N/A	ND	PASS
Pyraclostrobin	0.003 / 0.010		N/A	ND	
Pyrethrins	0.016 / 0.049	1	N/A	ND	PASS
Pyridaben	0.005 / 0.017	3	N/A	ND	PASS
Pyriproxyfen	0.003 / 0.009		N/A	ND	
Resmethrin	0.013 / 0.039		N/A	ND	
Spinetoram	0.003 / 0.010	3	N/A	ND	PASS
Spinosad	0.003 / 0.010	3	N/A	ND	PASS
Spirodiclofen	0.031 / 0.093		N/A	ND	
Spiromesifen	0.016 / 0.050	12	N/A	ND	PASS
Spirotetramat	0.003 / 0.010	13	N/A	ND	PASS
Spiroxamine	0.020 / 0.062	≥ LOD	N/A	ND	PASS
Tebuconazole	0.003 / 0.010	2	N/A	ND	PASS
Tebufenozide	0.003 / 0.008		N/A	ND	
Teflubenzuron	0.007 / 0.022		N/A	ND	
Tetrachlorvinphos	0.003 / 0.008		N/A	ND	
Tetramethrin	0.021 / 0.063		N/A	ND	
Thiabendazole	0.006 / 0.020		N/A	ND	
Thiacloprid	0.003 / 0.009	≥ LOD	N/A	ND	PASS
Thiamethoxam	0.003 / 0.010	4.5	N/A	ND	PASS
Thiophanate-methyl	0.013 / 0.040		N/A	ND	
Trifloxystrobin	0.003 / 0.009	30	N/A	ND	PASS